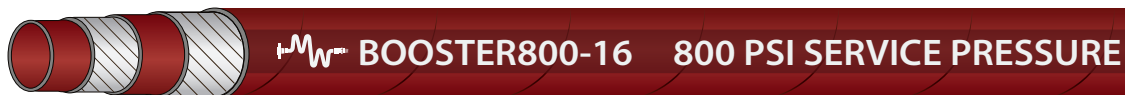




Booster Hose Specification Sheet



Booster Hose

Preconnected to pump of an engine (and the booster tank) for putting out small fires near the tank without having to connect to a fire hydrant (brush pumper).

Tube EPDM with non-porous lining




Cover Red synthetic rubber

Reinforcement 2 textile braids

Safety Factor 4 to 1

Up to 200' lengths

W

Item	 ID	Coupling Binder Size (OD)	 SP psi	 Weight Per 50' Uncpld.
Booster800-12	3/4"	1-1/4"	800	24 lbs.
Booster800-16	1"	1-19/32"		32 lbs.

APPROVAL PROCESS

JOB: _____ DATE: ____/____/____

MEETS DIMENSIONAL SPECIFICATIONS: ☐ YES ☐ NO

MEETS MATERIAL SPECIFICATIONS: ☐ YES ☐ NO

MEETS PRESSURE / TEMPERATURE SPECIFICATIONS: ☐ YES ☐ NO

NOTES: _____

ENGINEER NAME: _____

ENGINEER SIGNATURE: _____



**Midwest Hose
& Specialty, Inc.**



Find nearest location

Print setting must be on
best quality for scanning

Corporate Headquarters
3312 S. I-35 Service Road
Oklahoma City, OK 73129
405 - 670 - 6718

www.midwesthose.com