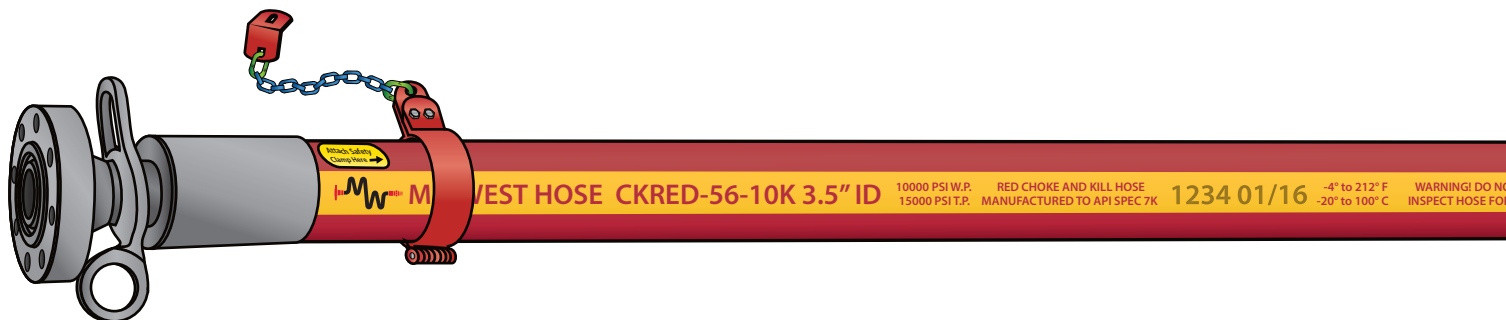











Choke & Kill Red

Specification Sheet



Tube Special Nitrile Blend
Reinforcement 4,6, or 8 steel wire spiral layers

Cover Synthetic rubber with impregnated fiberglass. Spiral wrap recommended for abrasion resistance. Fire resistant cover of Red Choke & Kill is less abrasion resistant than rotary hose.

Choke & Kill Red										
		ID	OD	Max WP	Test Pressure	Bend Radius at WP	Bend Radius in Storage	Weight		
		inch	inch	psi	psi	inch	inch	lbs./ft.	coupling	
Designed for burner, test, acidizing, cementing, fracking, high pressure jetting, and H2S operations. Used as a flexible connection (instead of pipe) between the	CKRED5K-32	2	3.75	5,000	7,500	36	30	9.76	55	
	CKRED5K-48	3	4.97			36		14.4	117	
	CKRED5K-56	3-1/2	5.48			54		16.1	151	
	CKRED5K-64	4	6.35			60		24.7	168	
	CKRED10K-32	2	4.02	10,000	15,000	48		13.53	58	
	CKRED10K-48	3	5.39			48		21.8	126	
	CKRED10K-56	3-1/2	5.90			64		23.9	171	
	CKRED10K-64	4	6.82			72		26.4	188	

Certifications API 16C Fire Test, couplings material meets NACE MR 01-75/ISO 15156 latest edition
Max Length 150 feet
Min Burst Requirement 12,500 psi on 5K, 22,500 psi on 10K
Inspected
Proof tested to test pressure

TEST DOCUMENTATION



Fire Rating Can handle flame temperature 1,300° C for 5 minutes (API 16C requirements)

Choke & Kill Red

- ☐ 2"
- ☐ 3"
- ☐ 3-1/2"
- ☐ 4"
- ☐ 2"
- ☐ 3"
- ☐ 3-1/2"
- ☐ 4"

APPROVAL PROCESS

JOB: _____ DATE: ____/____/____

MEETS DIMENSIONAL SPECIFICATIONS: ☐ YES ☐ NO

MEETS MATERIAL SPECIFICATIONS: ☐ YES ☐ NO

MEETS PRESSURE / TEMPERATURE SPECIFICATIONS: ☐ YES ☐ NO

NOTES: _____

ENGINEER NAME: _____

ENGINEER SIGNATURE: _____



**Midwest Hose
& Specialty, Inc.**



Find nearest location

Print setting must be on
best quality for scanning

Corporate Headquarters
3312 S. I-35 Service Road
Oklahoma City, OK 73129
405 - 670 - 6718

www.midwesthose.com