










MIDWEST HOSE

# CONCRETE PUMPING

MWHCRETE/T and MWHCRETE/W are high pressure hoses designed for pumping concrete, shotcrete, plaster, and grout. These durable hoses both come with an SBR/EPDM tube for abrasion resistance and kink resistance and an SBR/EPDM cover to resist abrasion, gouging, cuts, and scuffing.

							
	Part #	ID	OD	Max WP	Bend Radius	Weight	Coil Length
		inch	inch	psi	inch	lbs/ft	feet
TEXTILE	MWHCRETE/T-16	1	1.69	800	10	0.7	50/100
	MWHCRETE/T-32	2	2.68	800	20	1.6	50/100
	MWHCRETE/T-48	3	3.82	800	30	2.5	50/100
	MWHCRETE/T-64	4	4.96	800	40	3.2	50/100
	MWHCRETE/T-80	5	6.30	800	50	4.3	50/100
WIRE	MWHCRETE/W-24	1-1/2	2.16	1275	9.84	1.7	50
	MWHCRETE/W-32	2	2.75	1275	10.82	2.1	100
	MWHCRETE/W-40	2-1/2	3.46	1275	11.80	3.1	100
	MWHCRETE/W-48	3	3.86	1275	13.78	3.7	100
	MWHCRETE/W-64	4	5.02	1275	15.74	5.7	100
MWHCRETE/W-80	5	6.00	1275	19.67	6.5	100	