



# MIDWEST HOSE CONCRETE INDUSTRY

KEEPING THE INDUSTRY CONNECTED.™

Serving the  
since



# industry

# 1983

## **WHO WE ARE**

Midwest Hose is known for providing the best quality, value, and service in the industry. We specialize in meeting, if not surpassing, the needs of our customers. Since our start in 1983, we've been selling industrial and oilfield products such as hose, belts, valves, unions, fittings and specialty items. We are one of the largest suppliers in the United States and our cycle test machine can demonstrate our quality against other brands. There's no one out there like us: let us prove ourselves.

## **OUR QUALITY POLICY**

Midwest Hose & Specialty, Inc. will meet or exceed the expected requirements of our customers by providing the finest quality products and service. We strive for continual improvement and meet our quality objectives as we become one of the foremost suppliers of hose assemblies.

## **AVAILABILITY**

The most comprehensive product line for a hose distributor with a wide range of fittings and full lines of hydraulic, industrial, rotary, and layflat hose. Our diversified inventory keeps industries connected.

# CONTENTS

## HOSE

Concrete Pumping (Wire)	/ 5
Concrete Pumping (Wire/TC)	/ 5
Concrete Pumping (Textile)	/ 5
Plaster & Grout (Black & Tan)	/ 6
Gunite	/ 6
Polycrete TPU Layflat	/ 7
Contractor Water Assemblies	/ 7
Jackhammer Assemblies	/ 7
Emergency Hydraulic Hose Kits	/ 8
Metric Cap & Plug Kit	/ 8

## WEAR PARTS & SAFETY

Spiral Wrap	/ 9
Hose Sleeve with Velcro	/ 9
Clamps	/ 10
Gaskets	/ 10
Elbows	/ 11
Reducers	/ 11
Weld-On Adapters	/ 12
Placement Pipe	/ 12
Clean Out Sponges	/ 12
Shotcrete Nozzle Assemblies	/ 13
Concrete Pump Primer	/ 13
Wall Hooks	/ 13
Wash Out Hooks	/ 13
Whip Checks	/ 14
Cable Hose Choker	/ 14
Nylon Hose Restraint	/ 14
Whip Socks	/ 14

## Concrete Pumping (Wire)

### Applications & Features

- Perfect for high friction environments
- Handles plaster, grout, and concrete at the critical flex areas of a concrete boom truck and high pump concrete boom

### Specs

**Tube** NR/SBR  
**Cover** High abrasion resistant MSHA approved synthetic rubber  
**Reinforcement** High intensity steel w  
**Safety Factor** 2:1  
**Temp Range** -40° F to 180° F



Part Number	ID	OD	Max WP		Min BP		Weight	Length
	inch	inch	PSI	BAR	PSI	BAR	lbs/ft	feet
CONW-200	2	2.75	1450	100	2900	199	2.1	100
CONW-250	2-1/2	3.46	1450	100	2900	199	3.1	100
CONW-300	3	3.86	1450	100	2900	199	3.7	100
CONW-400	4	5.02	1450	100	2900	199	5.7	100
CONW-500	5	6.00	1450	100	2900	199	6.5	100


## Concrete Pumping (Wire/Tough Cover)

### Applications & Features

- Superior synthetic rubber cover providing multiple times the abrasion resistance of standard covers
- Perfect for high friction environments
- Handles plaster, grout, and concrete at the critical flex areas of a concrete boom truck and high pump concrete boom

### Specs

**Tube** NR/SBR  
**Cover** High abrasion resistant MSHA approved synthetic rubber  
**Reinforcement** High intensity steel wire  
**Safety Factor** 2:1  
**Temp Range** -40° F to 180° F



Part Number	ID	OD	Max WP		Min BP		Weight	Length
	inch	inch	PSI	BAR	PSI	BAR	lbs/ft	feet
CONW/TC-400	4	5.02	1450	100	2900	199	5.7	100
CONW/TC-500	5	6.00	1450	100	2900	199	6.5	100

## Concrete Pumping (Textile)

### Applications & Features

- Handles plaster, grout, and concrete at the critical flex areas of a concrete boom truck and high pump concrete boom

### Specs

**Tube** NR/SBR  
**Cover** EPDM/SBR  
**Reinforcement** Multiple layers of high tensile textile cords  
**Safety Factor** 2:1  
**Temp Range** -40° F to 180° F



Part Number	ID	OD	Max WP		Min BP		Weight	Length
	inch	inch	PSI	BAR	PSI	BAR	lbs/ft	feet
CONT-200	2	2.83	1233	85	2466	170	1.72	100
CONT-250	2-1/2	3.40	1233	85	2466	170	2.33	100
CONT-300	3	3.92	1233	85	2466	170	2.79	100
CONT-350	3-1/2	4.69	1233	85	2466	170	3.91	100
CONT-400	4	5.02	1233	85	2466	170	4.10	100
CONT-450	4-1/2	5.67	1233	85	2466	170	5.21	100
CONT-500	5	6.24	1233	85	2466	170	5.95	100

## Plaster & Grout


### Applications & Features

- Designed for transfer of wet concrete, cement
- Cover is weather, ozone, abrasion resistant, and aging resistant
- Tan color is non-marking

### Specs

**Tube** NR/SBR  
**Cover** EPDM/SBR  
**Reinforcement** System textile or high intensity steel wire  
**Safety Factor** 2:1  
**Temp Range** -40° F to 180° F

Plaster & Grout Tan



Plaster & Grout Black

Part Number	ID	OD	Max WP		Bend Radius	Weight	Length
	inch	inch	PSI	BAR	inch	lbs/ft	feet
PLASTBK-100	1	1.46	1200	82	5.82	0.490	200
PLASTBK-125	1-1/4	1.81	1200	82	7.24	0.756	200
PLASTBK-150	1-1/2	2.13	1200	82	8.26	0.978	200
PLASTBK-200	2	2.68	1200	82	11.41	1.425	200
PLASTTA-100	1	1.46	1200	82	5.82	0.490	200
PLASTTA-125	1-1/4	1.81	1200	82	7.24	0.756	200
PLASTTA-150	1-1/2	2.13	1200	82	8.26	0.978	200
PLASTTA-200	2	2.68	1200	82	11.41	1.425	200

## Gunite

### Applications & Features

- Designed for spraying dry concrete or mortar to be mixed with water at the gun nozzle
- Non-marking cover compound to allow for work around buildings and pools
- Cover is weather, ozone and abrasion resistant

### Specs

**Tube** 1/4" tan pure gum rubber  
**Cover** Tan NR/SBR  
**Reinforcement** High tensile 2 plies of synthetic textile cords, conductive copper wire  
**Safety Factor** 3:1  
**Temp Range** -40° F to 180° F



Part Number	ID	OD	Max WP		Bend Radius	Weight	Length
	inch	inch	PSI	BAR	inch	lbs/ft	feet
GUNITE-150	1-1/2	2.37	150	10	13	1.47	200
GUNITE-200	2	2.94	150	10	17	1.89	200

## Polycrete TPU Layflat

### Applications & Features

- Designed for ICF forms, columns, and tall walls where space is limited

### Specs

**Tube** Extruded thermoplastic polyether based polyurethane (TPU)  
**Cover** Extruded red cover, bonded to lining  
**Reinforcement** Circular woven aramid fiber  
**Safety Factor** 2:1  
**Temp Range** -40° F to 180° F



Part Number	ID	OD	Max WP		Weight	Length*
	inch	inch	PSI	BAR	lbs/ft	feet
POLYCRETE-400	4	4.330	1233	85	1.00	10, 12, 15, 20
POLYCRETE-500	5	5.400	1233	85	1.50	10, 12, 15, 20

\* Custom lengths available upon request

## Contractors Water Assemblies

### Applications & Features

- Designed for water transfer and wash down
- Coupled male and female connections with brass garden hose threads
- other lengths available upon request

### Specs

**Tube** SBR blend  
**Cover** EPDM  
**Reinforcement** High tensile nylon braids  
**Temp Range** -40° F to 180° F



Part Number	ID	OD	Max WP		Min BP		Weight	Length*
	inch	inch	PSI	BAR	PSI	BAR		
CWH-10X50	5/8	0.94	250	17	750	51	14	50
CWH-10X100	5/8	0.94	250	17	750	51	14	100
CWH-12X50	3/4	1.18	250	17	750	51	22	50
CWH-12X100	3/4	1.18	250	17	750	51	22	100

## Jackhammer Hose Assemblies

### Applications & Features

- Perfect for all jackhammer operations
- Resists heat and cracking in rugged environments
- Crimped steel fittings

### Specs

**Tube** EPDM RMA Class C  
**Cover** EPDM  
**Reinforcement** 4 textile spirals  
**Safety Factor** 3:1  
**Temp Range** -40° F to +200° F

Red EPDM



Yellow EPDM

Type	Part Number	ID	Length	Max WP		End Type
		inch	feet	PSI	BAR	inch
Red EPDM	P-MPAIR-12U50	3/4	50	300	20	crowsfeet
Yellow EPDM	P-MPAIRY-12U50	3/4	50	300	20	crowsfeet

## Emergency Hydraulic Hose Kits

### For Schwing Pumps:

- 3/8" 5K x 20', L12 End Connections, braided
- 1/2" 5K x 10', S16 End Connections, braided
- 5/8" 6K x 10', S20 End Connections, Spiral
- 3/4" 6K x 10', S25 End Connections, Spiral
- 1-1/4" 5K x 8', S38 End Connections, Spiral

Custom hydraulic hose available upon request. All end configurations and adapters available as well.

### For Putzmeister Pumps:

- 1/4" 5K x 20', L8 End Connections, braided
- 1/4" 5K x 20', L10 End Connections, braided
- 3/8" 5K x 20', L12 End Connections, braided
- 1/2" 5K x 18', L15 End Connections, braided
- 1/2" 5K x 18', LS16 End Connections, braided
- 5/8" 6K x 18', S20 End Connections, Spiral
- 3/4" 6K x 18', S25 End Connections, Spiral
- 1" 5K x 15', S30 End Connections, Spiral
- 1-1/4" 5K x 10', S38 End Connections, Spiral

## Metric Cap & Plug Kit

Part Number	Kit Description
METRIC CAP & PLUG KIT	Complete cap and plug kit for most brands of concrete pumps





## Spiral Wrap

### Applications & Features

- Protects hose, cable, wire, and rope against rubbing, crushing, chaffing, ultraviolet, and other environmental hazards
- Self-lubricating and easy to install while making hose assemblies, after assembly is complete, or after installation
- Radius machined on all edges inside and out eliminates cuts to hands, snagging, and protects hoses from sharp edges when bending and when bundling lines together

### Specs

**Construction** Heavy wall, high density, high tensile, thermal plastic, polyethylene resin HDPE

**Temp Range** -180° F to 257° F

**Colors** Black, Red, Safety Orange, Yellow, Green, Blue and Grey

Part Number	ID	Length
	inch	feet
MWHSW050	1/2	100
MWHSW075	3/4	100
MWHSW100	1	100
MWHSW125	1-1/4	100
MWHSW150	1-1/2	100
MWHSW200	2	100
MWHSW250	2-1/2	50
MWHSW300	3	50
MWHSW350	3-1/2	40
MWHSW400	4	30
MWHSW500	5	25
MWHSW600	6	20



## Hose Sleeve with Velcro

### Applications & Features

- Ideal for field or shop fitting of hose sleeving in various lengths
- Offered in 150 foot bulk rolls of reusable sleeve material
- Custom sizes and lengths available upon request

### Specs

**Construction** 1050 ballistic nylon with a urethane coating

**Features** Specially designed hook and loop closure

**Adaptable** Can be cut either with a knife or a thermal cutter to any length for your specific application



# WEAR PARTS

## Clamps

### Applications & Features

- Heavy-duty snap couplings for concrete pumping systems
- Other sizes available upon request

Part Number	ID	End Type	Weight
	inch		lbs
CONCH-150	1-1/2	Heavy-Duty	2.45
CONCGRV-150	1-1/2	Grooved	2.45
CONCH-200	2	Heavy-Duty	3.50
CONCGRV-200	2	Grooved	3.50
CONCH-250	2-1/2	Heavy-Duty	3.80
CONCH-300	3	Heavy-Duty	4.70
CONCH-400	4	Heavy-Duty	9.50
CONCH-500	5	Heavy-Duty	11.80
CONCH-300ADJ	3	Heavy-Duty Adjustable	7.00
CONCH-400ADJ	4	Heavy-Duty Adjustable	11.00
CONCH-500ADJ	5	Heavy-Duty Adjustable	12.00
CONCM-500	5	Metric	9.5



## Gaskets

### Applications & Features

- Heavy-duty gaskets for concrete pumping systems
- Other sizes available upon request

Part Number	ID	End Type
	inch	
CONCH-150G	1-1/2	Heavy-Duty
CONCGRV-150G	1-1/2	Grooved
CONCH-200G	2	Heavy-Duty
CONCH-250G	2-1/2	Heavy-Duty
CONCH-300G	3	Heavy-Duty
CONCH-400G	4	Heavy-Duty
CONCH-500G	5	Heavy-Duty
CONCM-500GH	5	Metric Hollow
CONCM-500GS	5	Metric Swivel



## Elbows

### Applications & Features

- Made from durable Manganese Steel
- Metric and other sizes available upon request

Part Number	Arc	Description
	degrees	inch
CON45-200H-200H-16R	45°	2" Heavy-Duty x 2" Heavy-Duty Elbow
CON90-200H-200H-16R	90°	2" Heavy-Duty x 2" Heavy-Duty Elbow
CON45-250H-250H-16R	45°	2-1/2" Heavy-Duty x 2-1/2" Heavy-Duty Elbow
CON90-250H-250H-16R	90°	2-1/2" Heavy-Duty x 2-1/2" Heavy-Duty Elbow
CON45-300H-300H-16R	45°	3" Heavy-Duty x 3" Heavy-Duty Elbow
CON90-300H-300H-16R	90°	3" Heavy-Duty x 3" Heavy-Duty Elbow
CON45-400H-400H-18R	45°	4" Heavy-Duty x 4" Heavy-Duty Elbow
CON90-400H-300H-18R	90°	4" Heavy-Duty x 3" Heavy-Duty Elbow
CON90-400H-400H-18R	90°	4" Heavy-Duty x 4" Heavy-Duty Elbow
CON90-500H-400H-24R	90°	5" Heavy-Duty x 4" Heavy-Duty Reducing Elbow
CON90-500H-500H-24R	90°	5" Heavy-Duty x 5" Heavy-Duty Reducing Elbow
CON90-500H-500H-48R	90°	5" Heavy-Duty x 5" Heavy-Duty Reducing Elbow



## Reducers

### Applications & Features

- Available with heavy-duty or metric ends
- Other sizes available upon request



Part Number	Length	Description
	inch	inch
CONRED250H-200H-36IN	36	2-1/2" Heavy-Duty x 2" Heavy-Duty Non-Hardened Reducer
CONRED300H-200H-36IN	36	3" Heavy-Duty x 2" Heavy-Duty Non-Hardened Reducer
CONRED300H-250H-36IN	36	3" Heavy-Duty x 2-1/2" Heavy-Duty Non-Hardened Reducer
CONRED400H-300H-12IN	12	4" Heavy-Duty x 3" Heavy-Duty Non-Hardened Reducer
CONRED400H-300H-18IN	18	4" Heavy-Duty x 3" Heavy-Duty Non-Hardened Reducer
CONRED400H-300H-36IN	36	4" Heavy-Duty x 3" Heavy-Duty Non-Hardened Reducer
CONRED500M-400H-36IN	36	5" Metric x 4" Heavy-Duty Non-Hardened Reducer
CONRED500M-400H-36IN-EHE	36	5" Metric x 4" Heavy-Duty Heat Treated Reducer

# WEAR PARTS

## Weld-On Adapters

### Applications & Features

- Weld-on repair or strengthening pipe collars
- Other sizes available upon request

Part Number	Size	Description
	inch	inch
CONFL-150H	1-1/2	1-1/2" HD Weld-On Heavy-Duty
CONFL-200H	2	2" HD Weld-On Heavy-Duty
CONFL-250H	2-1/2	2-1/2" HD Weld-On Heavy-Duty
CONFL-300H	3	3" HD Weld-On Heavy-Duty
CONFL-400H	4	4" HD Weld-On Heavy-Duty
CONFL-500H	5	5" HD Weld-On Heavy-Duty
CONFL-500MH	5	5" Metric Weld-On
CONFL-600H	6	6" HD Weld-On Heavy-Duty



## Placement Pipe

### Applications & Features

- Available with a variety of wall thicknesses, both hardened and non-hardened and is supplied with heavy-duty fittings
- Other end types and sizes available upon request



Part Number	Size	Description
	inch	inch
CONPIPE200H-10FT	2	2" ID x 120" (10 feet or 3 meters) Concrete Pipe, HD x HD Slickline Pipe
CONPIPE250H-10FT	2-1/2	2-1/2" ID x 120" (10 feet or 3 meters) Concrete Pipe, HD x HD Slickline Pipe
CONPIPE300H-10FT	3	3" ID x 120" (10 feet or 3 meters) Concrete Pipe, HD x HD Slickline Pipe
CONPIPE400H-10FT	4	4" ID x 120" (10 feet or 3 meters) Concrete Pipe, HD x HD Slickline Pipe
CONPIPE500H-10FT	5	5" ID x 120" (10 feet or 3 meters) Concrete Pipe, HD x HD Slickline Pipe

## Clean Out Sponges

Part Number	Size	Description
	inch	inch
CONSPONGEM-200	2	2 medium sponge ball
CONSPONGEM-250	2-1/2	2-1/2 medium sponge ball
CONSPONGEM-300	3	3 medium sponge ball
CONSPONGEM-400	4	4 medium sponge ball
CONSPONGEM-500	5	5 medium sponge ball
CONSPONGEMH-500	5	5 medium hex sponge ball
CONSPONGEM-600	6	6 medium sponge ball



## Shotcrete Nozzles & Boots

### Applications & Features

- Available in raised or grooved
- Ultra light
- Housing body made of aluminum

Part Number	Size inch	Description inch
SHOTCRETE-NZ-200	2	2 Shotcrete Nozzle Assembly
NZ-BOOT-L	2	Shotcrete Nozzle Boot - Long
NZ-BOOT-ST	2	Shotcrete Nozzle Boot - Standard



## Concrete Pump Primer

### Applications & Features


- Protect the inside of concrete pumping lines and prevent concrete from plugging by using concrete pump primer.
- Available in individually wrapped packets or by bucket, this non-alkaline concrete primer is supplied in powder or liquid form, is biodegradable, and is compatible with all kinds of pumps

Part Number	Description inch
CPP-BUCKET	Bucket
CPP-PACKETS	Packets



## Wall Hooks

Part Number	Size inch	Description inch
WH-200HD	2	2 Wall Hook with HD END



## Wash Out Hooks

Part Number	Size inch	Description inch
WOH-200HD	2	Wash Out Hook HD
WOH-300HD	3	Wash Out Hook HD
WOH-400HD	4	Wash Out Hook HD



## Whip Checks

Part Number	Description
	inch
WB1	1-1/2 - 1/14 Whip Check
WA2	1-1/2 - 3 Whip Check



## Cable Hose Choker

Part Number	Description
	inch
CC1\2X4-1K	1200PSI 1/2" X 4" Tagged Hose Choker
CC1\2X6-1K	1200PSI 1/2" X 6" Tagged Hose Choker



## Nylon Hose Restraint

Part Number	Length	Recommended Use on the Following Pipe & Hose Inside Diameters							
		1/4"	1/2"	3/4"	1"	2"	3"	4"	6"
Hose Maximum Internal Pressure (PSI) at Above Hose I.D.									
HH130	30"	26,000	6,500	2,900	1,650	400	-	-	-
HH140	40"	-	-	-	1,650	400	175	100	-
HH230	30"	52,000	13,000	5,800	3,300	750	-	-	-
HH244	44"	-	-	-	3,300	750	350	200	-
HH264	64"	-	-	-	-	750	350	200	90
HH330	30"	-	29,000	13,000	7,300	1,800	-	-	-
HH344	44"	-	-	-	7,300	1,800	820	460	-
HH364	64"	-	-	-	-	1,800	820	460	200
HH430	30"	-	37,000	16,000	9,400	2,300	-	-	-
HH444	44"	-	-	-	9,400	2,300	1,040	580	-
HH464	64"	-	-	-	-	2,300	1,040	580	260



HH130



HH430

## Whip Sock

Part Number	Description
	inch
WHIPSOCK-400	4" Whip Sock
WHIPSOCK-600	6" Whip Sock





## The Most Comprehensive Product Line For A Hose Distributor



### API Certified

Our Grade D and Grade E Rotary Hose and Cement Hose are built, tested, and certified to meet the demanding requirements of the latest API 7K specifications. Our BOP hoses are built and tested to meet the requirements of API 16D specifications.



### Rotary Hose

Grade D & E Rotary Hose  
Choke & Kill Hose  
Cement Hose  
Slim Hole Rotary Hose  
BOP Hose




### Specialty Hose

PVC Braided (FDA) Hose  
PVC Polywire Hose  
Polyethylene Tubing  
Silicone Heater Hose  
Twin Line Welding Assemblies  
A/C and Heat Ducting



### Hydraulic Hose

MWH1SN One-Wire Braid  
MWH2SN Two-Wire Braid  
MWH2SNAT High Temp Two-Wire Braid  
MWHR17 3K PSI  
MWHR16 Half Bend Radius  
MWHR12 4-Wire Spiral  
MWH4SH 4-Wire Spiral  
MWHR13 5K 6-Wire Spiral  
MWHR16 6K 6-Wire Spiral  
MWHR5/R5AT One-Wire Braid  
Jack Hose  
Hot Oiler Hose  
MWHR4 Return  
MWHR7 Thermoplastic  
MWHR14 Teflon



### Petroleum Hose

Tank Truck Hose 150 PSI  
Tank truck Hose 300 PSI  
Oilfield Vacuum Hose 150 PSI  
OS&D Hose 250 PSI  
Fuel Delivery Hose 250 PSI  
Petroleum Composite Hose  
Vapor Recovery Composite Hose  
LNG Composite Hose  
Lightweight Gas Drop Hose  
Liquid Mud Hose 500 PSI  
Push-On Hose 300 PSI  
Farm Tank Fuel Hose 150 PSI  
Frac Discharge Hose



### Water Hose

Black Rubber Suction Hose 150 PSI  
Multipurpose Composite Hose  
Orange & Clear Suction/Discharge Hose  
EPDM Suction Hose  
Waterblast Hose  
Clear/Green PVC Suction Hose  
2 PLY/4 PLY Water Discharge Hose  
Potable Water (FDA) Hose 150 PSI  
HP Water Jetting Hose  
Pressure Washer Hose  
TPU Large Diameter Layflat Hose  
Warflex Through the Weave Layflat Hose  
PVC Layflat Discharge Hose (Blue, Red, Grey)  
SJ & DJ Mill Water Discharge Hose  
UL Fire Hose Assemblies  
Contractor Water Hose



### Air Hose

Multipurpose Air Hose  
PVC Air Hose  
Jackhammer Air Hose  
Yellow Wire Braid Air Hose  
Yellow Multipurpose Air Hose  
Hot Air Blower Hose  
Air Brake Hose/Tubing



### Material Handling Hose

Dry Material Discharge Hose  
Concrete Pumping Hose  
Sandblast Hose  
Multipurpose Suction Hose  
Thermoplastic Urethane Ducting  
Reverse Circulation Hose



### Chemical Hose

UHMW Chemical Hose 250 PSI  
Corrugated UHMW Chemical Hose 250 PSI  
Standard Chemical Composite Hose  
Aggressive Chemical Composite Hose  
Stainless Steel Fabricated Metal Hose

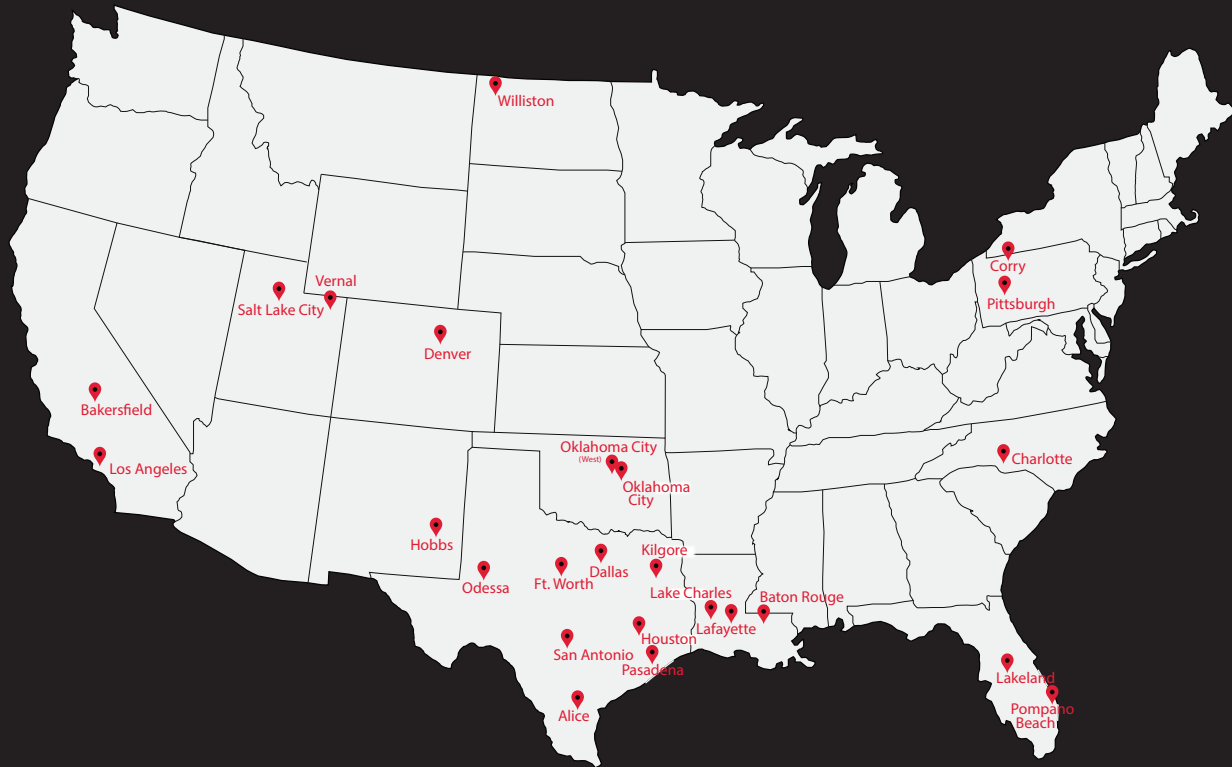


### Couplings & Accessories

Cam and Groove/Bauer/NPT/Grooved/Weld Bevel  
Ground Joint/Boss/Universal  
Hydraulic Fittings/Adapters/Quick Disconnects  
Instrumentation Fittings  
Valves/Hammer Unions/Pipe Fittings  
Gauges/Clamps/Gaskets/Safety  
Belts/Sheaves/Busing

# MIDWEST HOSE

KEEPING THE INDUSTRY CONNECTED™



## Locations Across the Country Providing Solutions

### Manufacturing Facility

**HQ** Oklahoma City, OK (405) 670-6718  
 Corry, PA (800) 375-2358  
 Istanbul, Turkey (800) 375-2358

**West**

Bakersfield, CA (661) 392-0491  
 Los Angeles, CA (562) 250-5662  
 Denver, CO (720) 826-9099  
 Hobbs, NM (575) 397-0031  
 Vernal, UT (435) 781-4760  
 Salt Lake City, UT (385) 231-1345

### Southwest

Oklahoma City (West), OK (405) 262-2499  
 Alice, TX (361) 661-1815  
 Dallas, TX (214) 638-3210  
 Fort Worth, TX (817) 870-9130  
 Houston, TX (713) 983-9092  
 Kilgore, TX (903) 238-9616  
 Odessa, TX (432) 333-2488  
 Pasadena, TX (713) 472-2900  
 San Antonio, TX (210) 932-9304

### Midwest

Williston, ND (701) 774-5330

### Northeast

Pittsburgh, PA (412) 221-4075

### Southeast

Pompano Beach, FL (954) 31 7-5889  
 Lakeland, FL (863) 777-4360  
 Baton Rouge, LA (225) 317-7773  
 Lafayette, LA (337) 330-4035  
 Lake Charles, LA (337) 240-9457  
 Charlotte, NC (980) 890-9003



Toll Free: 1-800-375-2358  
 sales@midwesthose.com  
 Keeping the Industry Connected™



04/2024