



MIDWEST HOSE CONCRETE INDUSTRY

KEEPING THE INDUSTRY CONNECTED.™

Serving the
since



industry 1983

WHO WE ARE

Midwest Hose is known for providing the best quality, value, and service in the industry. We specialize in meeting, if not surpassing, the needs of our customers. Since our start in 1983, we've been selling industrial and oilfield products such as hose, belts, valves, unions, fittings and specialty items. We are one of the largest suppliers in the United States and our cycle test machine can demonstrate our quality against other brands. There's no one out there like us: let us prove ourselves.

OUR QUALITY POLICY

Midwest Hose & Specialty, Inc. will meet or exceed the expected requirements of our customers by providing the finest quality products and service. We strive for continual improvement and meet our quality objectives as we become one of the foremost suppliers of hose assemblies.

AVAILABILITY

The most comprehensive product line for a hose distributor with a wide range of fittings and full lines of hydraulic, industrial, rotary, and layflat hose. Our diversified inventory keeps industries connected.

CONTENTS

HOSE

Concrete Pumping (Wire)	/ 5
Concrete Pumping (Wire/TC)	/ 5
Concrete Pumping (Textile)	/ 5
Plaster & Grout (Black & Tan)	/ 6
Guniting	/ 6
Polycrystalline TPU Layflat	/ 7
Contractor Water Assemblies	/ 7
Jackhammer Assemblies	/ 7
Emergency Hydraulic Hose Kits	/ 8
Metric Cap & Plug Kit	/ 8

WEAR PARTS & SAFETY

Spiral Wrap	/ 9
Hose Sleeve with Velcro	/ 9
Clamps	/ 10
Gaskets	/ 10
Elbows	/ 11
Reducers	/ 11
Weld-On Adapters	/ 12
Placement Pipe	/ 12
Clean Out Sponges	/ 12
Shotcrete Nozzle Assemblies	/ 13
Concrete Pump Primer	/ 13
Wall Hooks	/ 13
Wash Out Hooks	/ 13
Whip Checks	/ 14
Cable Hose Choker	/ 14
Nylon Hose Restraint	/ 14
Whip Socks	/ 14

Concrete Pumping (Wire)

Applications & Features

- Perfect for high friction environments
- Handles plaster, grout, and concrete at the critical flex areas of a concrete boom truck and high pump concrete boom

Specs

Tube NR/SBR
Cover High abrasion resistant MSHA approved synthetic rubber
Reinforcement High intensity steel w
Safety Factor 2:1
Temp Range -40° F to 180° F



Part Number	ID	OD	Max WP		Min BP		Weight	Length
	inch	inch	PSI	BAR	PSI	BAR	lbs/ft	feet
CONW-200	2	2.75	1450	100	2900	199	2.1	100
CONW-250	2-1/2	3.46	1450	100	2900	199	3.1	100
CONW-300	3	3.86	1450	100	2900	199	3.7	100
CONW-400	4	5.02	1450	100	2900	199	5.7	100
CONW-500	5	6.00	1450	100	2900	199	6.5	100


Concrete Pumping (Wire/Tough Cover)

Applications & Features

- Superior synthetic rubber cover providing multiple times the abrasion resistance of standard covers
- Perfect for high friction environments
- Handles plaster, grout, and concrete at the critical flex areas of a concrete boom truck and high pump concrete boom

Specs

Tube NR/SBR
Cover High abrasion resistant MSHA approved synthetic rubber
Reinforcement High intensity steel wire
Safety Factor 2:1
Temp Range -40° F to 180° F



Part Number	ID	OD	Max WP		Min BP		Weight	Length
	inch	inch	PSI	BAR	PSI	BAR	lbs/ft	feet
CONW/TC-400	4	5.02	1450	100	2900	199	5.7	100
CONW/TC-500	5	6.00	1450	100	2900	199	6.5	100

Concrete Pumping (Textile)

Applications & Features

- Handles plaster, grout, and concrete at the critical flex areas of a concrete boom truck and high pump concrete boom

Specs

Tube NR/SBR
Cover EPDM/SBR
Reinforcement Multiple layers of high tensile textile cords
Safety Factor 2:1
Temp Range -40° F to 180° F



Part Number	ID	OD	Max WP		Min BP		Weight	Length
	inch	inch	PSI	BAR	PSI	BAR	lbs/ft	feet
CONT-200	2	2.83	1233	85	2466	170	1.72	100
CONT-250	2-1/2	3.40	1233	85	2466	170	2.33	100
CONT-300	3	3.92	1233	85	2466	170	2.79	100
CONT-350	3-1/2	4.69	1233	85	2466	170	3.91	100
CONT-400	4	5.02	1233	85	2466	170	4.10	100
CONT-450	4-1/2	5.67	1233	85	2466	170	5.21	100
CONT-500	5	6.24	1233	85	2466	170	5.95	100

Plaster & Grout


Applications & Features

- Designed for transfer of wet concrete, cement
- Cover is weather, ozone, abrasion resistant, and aging resistant
- Tan color is non-marking

Specs

Tube NR/SBR
Cover EPDM/SBR
Reinforcement System textile or high intensity steel wire
Safety Factor 2:1
Temp Range -40° F to 180° F

Plaster & Grout Tan



Plaster & Grout Black

Part Number	ID	OD	Max WP		Bend Radius	Weight	Length
	inch	inch	PSI	BAR	inch	lbs/ft	feet
PLASTBK-100	1	1.46	1200	82	5.82	0.490	200
PLASTBK-125	1-1/4	1.81	1200	82	7.24	0.756	200
PLASTBK-150	1-1/2	2.13	1200	82	8.26	0.978	200
PLASTBK-200	2	2.68	1200	82	11.41	1.425	200
PLASTTA-100	1	1.46	1200	82	5.82	0.490	200
PLASTTA-125	1-1/4	1.81	1200	82	7.24	0.756	200
PLASTTA-150	1-1/2	2.13	1200	82	8.26	0.978	200
PLASTTA-200	2	2.68	1200	82	11.41	1.425	200

Gunite

Applications & Features

- Designed for spraying dry concrete or mortar to be mixed with water at the gun nozzle
- Non-marking cover compound to allow for work around buildings and pools
- Cover is weather, ozone and abrasion resistant

Specs

Tube 1/4" tan pure gum rubber
Cover Tan NR/SBR
Reinforcement High tensile 2 plies of synthetic textile cords, conductive copper wire
Safety Factor 3:1
Temp Range -40° F to 180° F



Part Number	ID	OD	Max WP		Bend Radius	Weight	Length
	inch	inch	PSI	BAR	inch	lbs/ft	feet
GUNITE-150	1-1/2	2.37	150	10	13	1.47	200
GUNITE-200	2	2.94	150	10	17	1.89	200

Polycrete TPU Layflat

Applications & Features

- Designed for ICF forms, columns, and tall walls where space is limited

Specs

Tube Extruded thermoplastic polyether based polyurethane (TPU)

Cover Extruded red cover, bonded to lining

Reinforcement Circular woven aramid fiber

Safety Factor 2:1

Temp Range -40° F to 180° F



Part Number	ID	OD	Max WP		Weight	Length*
	inch	inch	PSI	BAR	lbs/ft	feet
POLYCRETE-400	4	4.330	1233	85	1.00	10, 12, 15, 20
POLYCRETE-500	5	5.400	1233	85	1.50	10, 12, 15, 20

* Custom lengths available upon request

Contractors Water Assemblies

Applications & Features

- Designed for water transfer and wash down
- Coupled male and female connections with brass garden hose threads
- other lengths available upon request

Specs

Tube SBR blend

Cover EPDM

Reinforcement High tensile nylon braids

Temp Range -40° F to 180° F



Part Number	ID	OD	Max WP		Min BP		Weight	Length*
	inch	inch	PSI	BAR	PSI	BAR	lbs/ft	feet
CWH-10X50	5/8	0.94	250	17	750	51	14	50
CWH-10X100	5/8	0.94	250	17	750	51	14	100
CWH-12X50	3/4	1.18	250	17	750	51	22	50
CWH-12X100	3/4	1.18	250	17	750	51	22	100

Jackhammer Hose Assemblies

Applications & Features

- Perfect for all jackhammer operations
- Resists heat and cracking in rugged environments
- Crimped steel fittings

Specs

Tube EPDM RMA Class C

Cover EPDM

Reinforcement 4 textile spirals

Safety Factor 3:1

Temp Range -40° F to +200° F

Red EPDM



Yellow EPDM

Type	Part Number	ID	Length	Max WP		End Type
		inch	feet	PSI	BAR	inch
Red EPDM	P-MPAIR-12U50	3/4	50	300	20	crowsfeet
Yellow EPDM	P-MPAIRY-12U50	3/4	50	300	20	crowsfeet

Emergency Hydraulic Hose Kits

For Schwing Pumps:

- 3/8" 5K x 20', L12 End Connections, braided
- 1/2" 5K x 10', S16 End Connections, braided
- 5/8" 6K x 10', S20 End Connections, Spiral
- 3/4" 6K x 10', S25 End Connections, Spiral
- 1-1/4" 5K x 8', S38 End Connections, Spiral

Custom hydraulic hose available upon request. All end configurations and adapters available as well.

For Putzmeister Pumps:

- 1/4" 5K x 20', L8 End Connections, braided
- 1/4" 5K x 20', L10 End Connections, braided
- 3/8" 5K x 20', L12 End Connections, braided
- 1/2" 5K x 18', L15 End Connections, braided
- 1/2" 5K x 18', LS16 End Connections, braided
- 5/8" 6K x 18', S20 End Connections, Spiral
- 3/4" 6K x 18', S25 End Connections, Spiral
- 1" 5K x 15', S30 End Connections, Spiral
- 1-1/4" 5K x 10', S38 End Connections, Spiral

Metric Cap & Plug Kit

Part Number	Kit Description
METRIC CAP & PLUG KIT	Complete cap and plug kit for most brands of concrete pumps



Spiral Wrap

Applications & Features

- Protects hose, cable, wire, and rope against rubbing, crushing, chaffing, ultraviolet, and other environmental hazards
- Self-lubricating and easy to install while making hose assemblies, after assembly is complete, or after installation
- Radius machined on all edges inside and out eliminates cuts to hands, snagging, and protects hoses from sharp edges when bending and when bundling lines together

Specs

Construction Heavy wall, high density, high tensile, thermal plastic, polyethylene resin HDPE

Temp Range -180° F to 257° F

Colors Black, Red, Safety Orange, Yellow, Green, Blue and Grey

Part Number	ID	Length
	inch	feet
MWHSW050	1/2	100
MWHSW075	3/4	100
MWHSW100	1	100
MWHSW125	1-1/4	100
MWHSW150	1-1/2	100
MWHSW200	2	100
MWHSW250	2-1/2	50
MWHSW300	3	50
MWHSW350	3-1/2	40
MWHSW400	4	30
MWHSW500	5	25
MWHSW600	6	20



Hose Sleeve with Velcro

Applications & Features

- Ideal for field or shop fitting of hose sleeving in various lengths
- Offered in 150 foot bulk rolls of reusable sleeve material
- Custom sizes and lengths available upon request

Specs

Construction 1050 ballistic nylon with a urethane coating

Features Specially designed hook and loop closure

Adaptable Can be cut either with a knife or a thermal cutter to any length for your specific application



WEAR PARTS

Clamps

Applications & Features

- Heavy-duty snap couplings for concrete pumping systems
- Other sizes available upon request

Part Number	ID	End Type	Weight
	inch		lbs
CONCH-150	1-1/2	Heavy-Duty	2.45
CONCGRV-150	1-1/2	Grooved	2.45
CONCH-200	2	Heavy-Duty	3.50
CONCGRV-200	2	Grooved	3.50
CONCH-250	2-1/2	Heavy-Duty	3.80
CONCH-300	3	Heavy-Duty	4.70
CONCH-400	4	Heavy-Duty	9.50
CONCH-500	5	Heavy-Duty	11.80
CONCH-300ADJ	3	Heavy-Duty Adjustable	7.00
CONCH-400ADJ	4	Heavy-Duty Adjustable	11.00
CONCH-500ADJ	5	Heavy-Duty Adjustable	12.00
CONCM-500	5	Metric	9.5



Gaskets

Applications & Features

- Heavy-duty gaskets for concrete pumping systems
- Other sizes available upon request

Part Number	ID	End Type
	inch	
CONCH-150G	1-1/2	Heavy-Duty
CONCGRV-150G	1-1/2	Grooved
CONCH-200G	2	Heavy-Duty
CONCH-250G	2-1/2	Heavy-Duty
CONCH-300G	3	Heavy-Duty
CONCH-400G	4	Heavy-Duty
CONCH-500G	5	Heavy-Duty
CONCM-500GH	5	Metric Hollow
CONCM-500GS	5	Metric Swivel



Elbows

Applications & Features

- Made from durable Manganese Steel
- Metric and other sizes available upon request

Part Number	Arc	Description
	degrees	inch
CON45-200H-200H-16R	45°	2" Heavy-Duty x 2" Heavy-Duty Elbow
CON90-200H-200H-16R	90°	2" Heavy-Duty x 2" Heavy-Duty Elbow
CON45-250H-250H-16R	45°	2-1/2" Heavy-Duty x 2-1/2" Heavy-Duty Elbow
CON90-250H-250H-16R	90°	2-1/2" Heavy-Duty x 2-1/2" Heavy-Duty Elbow
CON45-300H-300H-16R	45°	3" Heavy-Duty x 3" Heavy-Duty Elbow
CON90-300H-300H-16R	90°	3" Heavy-Duty x 3" Heavy-Duty Elbow
CON45-400H-400H-18R	45°	4" Heavy-Duty x 4" Heavy-Duty Elbow
CON90-400H-300H-18R	90°	4" Heavy-Duty x 3" Heavy-Duty Elbow
CON90-400H-400H-18R	90°	4" Heavy-Duty x 4" Heavy-Duty Elbow
CON90-500H-400H-24R	90°	5" Heavy-Duty x 4" Heavy-Duty Reducing Elbow
CON90-500H-500H-24R	90°	5" Heavy-Duty x 5" Heavy-Duty Reducing Elbow
CON90-500H-500H-48R	90°	5" Heavy-Duty x 5" Heavy-Duty Reducing Elbow



Reducers

Applications & Features

- Available with heavy-duty or metric ends
- Other sizes available upon request



Part Number	Length	Description
	inch	inch
CONRED250H-200H-36IN	36	2-1/2" Heavy-Duty x 2" Heavy-Duty Non-Hardened Reducer
CONRED300H-200H-36IN	36	3" Heavy-Duty x 2" Heavy-Duty Non-Hardened Reducer
CONRED300H-250H-36IN	36	3" Heavy-Duty x 2-1/2" Heavy-Duty Non-Hardened Reducer
CONRED400H-300H-12IN	12	4" Heavy-Duty x 3" Heavy-Duty Non-Hardened Reducer
CONRED400H-300H-18IN	18	4" Heavy-Duty x 3" Heavy-Duty Non-Hardened Reducer
CONRED400H-300H-36IN	36	4" Heavy-Duty x 3" Heavy-Duty Non-Hardened Reducer
CONRED500M-400H-36IN	36	5" Metric x 4" Heavy-Duty Non-Hardened Reducer
CONRED500M-400H-36IN-EHE	36	5" Metric x 4" Heavy-Duty Heat Treated Reducer

WEAR PARTS

Weld-On Adapters

Applications & Features

- Weld-on repair or strengthening pipe collars
- Other sizes available upon request

Part Number	Size	Description
	inch	inch
CONFL-150H	1-1/2	1-1/2" HD Weld-On Heavy-Duty
CONFL-200H	2	2" HD Weld-On Heavy-Duty
CONFL-250H	2-1/2	2-1/2" HD Weld-On Heavy-Duty
CONFL-300H	3	3" HD Weld-On Heavy-Duty
CONFL-400H	4	4" HD Weld-On Heavy-Duty
CONFL-500H	5	5" HD Weld-On Heavy-Duty
CONFL-500MH	5	5" Metric Weld-On
CONFL-600H	6	6" HD Weld-On Heavy-Duty



Placement Pipe

Applications & Features

- Available with a variety of wall thicknesses, both hardened and non-hardened and is supplied with heavy-duty fittings
- Other end types and sizes available upon request



Part Number	Size	Description
	inch	inch
CONPIPE200H-10FT	2	2" ID x 120" (10 feet or 3 meters) Concrete Pipe, HD x HD Slickline Pipe
CONPIPE250H-10FT	2-1/2	2-1/2" ID x 120" (10 feet or 3 meters) Concrete Pipe, HD x HD Slickline Pipe
CONPIPE300H-10FT	3	3" ID x 120" (10 feet or 3 meters) Concrete Pipe, HD x HD Slickline Pipe
CONPIPE400H-10FT	4	4" ID x 120" (10 feet or 3 meters) Concrete Pipe, HD x HD Slickline Pipe
CONPIPE500H-10FT	5	5" ID x 120" (10 feet or 3 meters) Concrete Pipe, HD x HD Slickline Pipe

Clean Out Sponges

Part Number	Size	Description
	inch	inch
CONSPONGEM-200	2	2 medium sponge ball
CONSPONGEM-250	2-1/2	2-1/2 medium sponge ball
CONSPONGEM-300	3	3 medium sponge ball
CONSPONGEM-400	4	4 medium sponge ball
CONSPONGEM-500	5	5 medium sponge ball
CONSPONGEMH-500	5	5 medium hex sponge ball
CONSPONGEM-600	6	6 medium sponge ball



Shotcrete Nozzles & Boots

Applications & Features

- Available in raised or grooved
- Ultra light
- Housing body made of aluminum

Part Number	Size	Description
	inch	inch
SHOTCRETE-NZ-200	2	2 Shotcrete Nozzle Assembly
NZ-BOOT-L	2	Shotcrete Nozzle Boot - Long
NZ-BOOT-ST	2	Shotcrete Nozzle Boot - Standard



Concrete Pump Primer

Applications & Features

- Protect the inside of concrete pumping lines and prevent concrete from plugging by using concrete pump primer.
- Available in individually wrapped packets or by bucket, this non-alkaline concrete primer is supplied in powder or liquid form, is biodegradable, and is compatible with all kinds of pumps

Part Number	Description
	inch
CPP-BUCKET	Bucket
CPP-PACKETS	Packets



Wall Hooks

Part Number	Size	Description
	inch	inch
WH-200HD	2	2 Wall Hook with HD END



Wash Out Hooks

Part Number	Size	Description
	inch	inch
WOH-200HD	2	Wash Out Hook HD
WOH-300HD	3	Wash Out Hook HD
WOH-400HD	4	Wash Out Hook HD



Whip Checks

Part Number	Description
	inch
WB1	1-1/2 - 1/14 Whip Check
WA2	1-1/2 - 3 Whip Check



Cable Hose Choker

Part Number	Description
	inch
CC1\2X4-1K	1200PSI 1/2" X 4" Tagged Hose Choker
CC1\2X6-1K	1200PSI 1/2" X 6" Tagged Hose Choker



Nylon Hose Restraint

Part Number	Length	Recommended Use on the Following Pipe & Hose Inside Diameters							
		1/4"	1/2"	3/4"	1"	2"	3"	4"	6"
		Hose Maximum Internal Pressure (PSI) at Above Hose I.D.							
HH130	30"	26,000	6,500	2,900	1,650	400	-	-	-
HH140	40"	-	-	-	1,650	400	175	100	-
HH230	30"	52,000	13,000	5,800	3,300	750	-	-	-
HH244	44"	-	-	-	3,300	750	350	200	-
HH264	64"	-	-	-	-	750	350	200	90
HH330	30"	-	29,000	13,000	7,300	1,800	-	-	-
HH344	44"	-	-	-	7,300	1,800	820	460	-
HH364	64"	-	-	-	-	1,800	820	460	200
HH430	30"	-	37,000	16,000	9,400	2,300	-	-	-
HH444	44"	-	-	-	9,400	2,300	1,040	580	-
HH464	64"	-	-	-	-	2,300	1,040	580	260



HH130



HH430

Whip Sock

Part Number	Description
	inch
WHIPSOCK-400	4" Whip Sock
WHIPSOCK-600	6" Whip Sock





The Most Comprehensive Product Line For A Hose Distributor



API Certified

Our Grade D and Grade E Rotary Hose and Cement Hose are built, tested, and certified to meet the demanding requirements of the latest API 7K specifications. Our BOP hoses are built and tested to meet the requirements of API 16D specifications.



Rotary Hose

Grade D & E Rotary Hose
Choke & Kill Hose
Cement Hose
Slim Hole Rotary Hose
BOP Hose




Specialty Hose

PVC Braided (FDA) Hose
PVC Polywire Hose
Polyethylene Tubing
Silicone Heater Hose
Twin Line Welding Assemblies
A/C and Heat Ducting



Hydraulic Hose

MWH1SN One-Wire Braid
MWH2SN Two-Wire Braid
MWH2SNAT High Temp Two-Wire Braid
MWHR17 3K PSI
MWHR16 Half Bend Radius
MWHR12 4-Wire Spiral
MWH4SH 4-Wire Spiral
MWHR13 5K 6-Wire Spiral
MWHR16 6K 6-Wire Spiral
MWHR5/R5AT One-Wire Braid
Jack Hose
Hot Oiler Hose
MWHR4 Return
MWHR7 Thermoplastic
MWHR14 Teflon



Petroleum Hose

Tank Truck Hose 150 PSI
Tank truck Hose 300 PSI
Oilfield Vacuum Hose 150 PSI
OS&D Hose 250 PSI
Fuel Delivery Hose 250 PSI
Petroleum Composite Hose
Vapor Recovery Composite Hose
LNG Composite Hose
Lightweight Gas Drop Hose
Liquid Mud Hose 500 PSI
Push-On Hose 300 PSI
Farm Tank Fuel Hose 150 PSI
Frac Discharge Hose



Water Hose

Black Rubber Suction Hose 150 PSI
Multipurpose Composite Hose
Orange & Clear Suction/Discharge Hose
EPDM Suction Hose
Waterblast Hose
Clear/Green PVC Suction Hose
2 PLY/4 PLY Water Discharge Hose
Potable Water (FDA) Hose 150 PSI
HP Water Jetting Hose
Pressure Washer Hose
TPU Large Diameter Layflat Hose
Warflex Through the Weave Layflat Hose
PVC Layflat Discharge Hose (Blue, Red, Grey)
SJ & DJ Mill Water Discharge Hose
UL Fire Hose Assemblies
Contractor Water Hose



Air Hose

Multipurpose Air Hose
PVC Air Hose
Jackhammer Air Hose
Yellow Wire Braid Air Hose
Yellow Multipurpose Air Hose
Hot Air Blower Hose
Air Brake Hose/Tubing



Material Handling Hose

Dry Material Discharge Hose
Concrete Pumping Hose
Sandblast Hose
Multipurpose Suction Hose
Thermoplastic Urethane Ducting
Reverse Circulation Hose



Chemical Hose

UHMW Chemical Hose 250 PSI
Corrugated UHMW Chemical Hose 250 PSI
Standard Chemical Composite Hose
Aggressive Chemical Composite Hose
Stainless Steel Fabricated Metal Hose

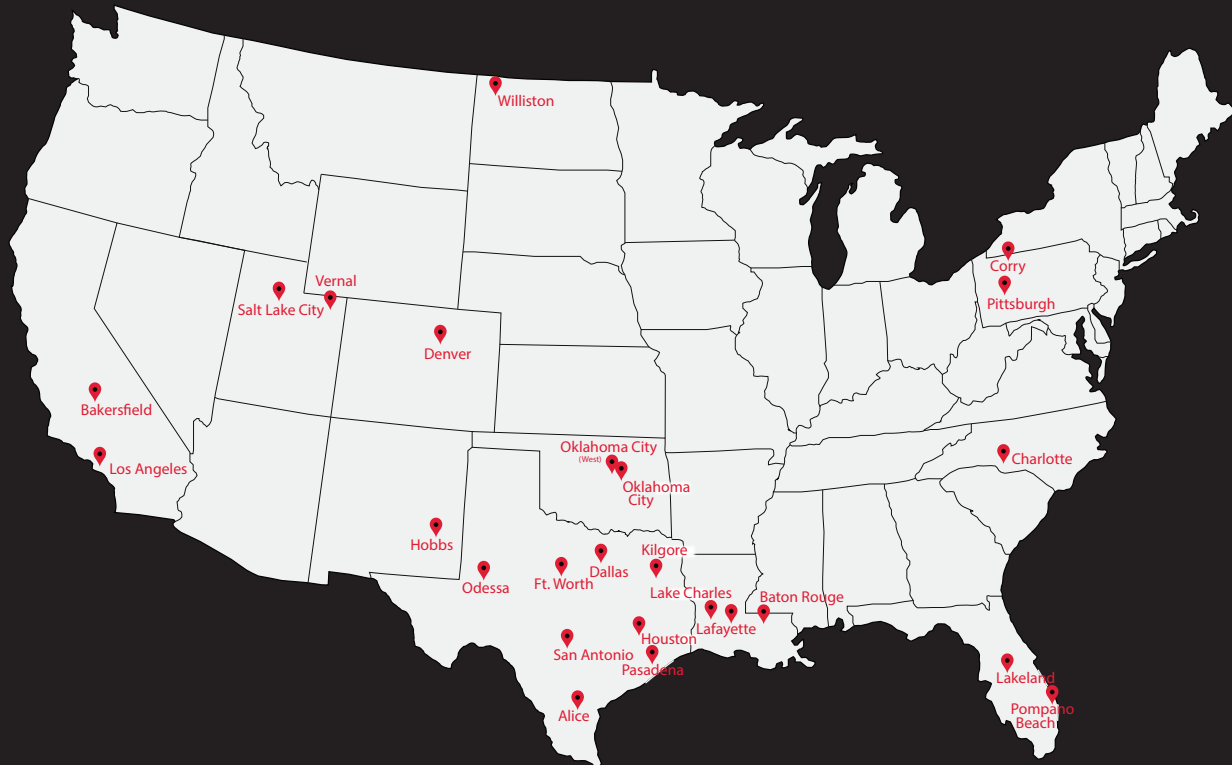


Couplings & Accessories

Cam and Groove/Bauer/NPT/Grooved/Weld Bevel
Ground Joint/Boss/Universal
Hydraulic Fittings/Adapters/Quick Disconnects
Instrumentation Fittings
Valves/Hammer Unions/Pipe Fittings
Gauges/Clamps/Gaskets/Safety
Belts/Sheaves/Busing

MIDWEST HOSE

KEEPING THE INDUSTRY CONNECTED™



Locations Across the Country Providing Solutions

Manufacturing Facility

HQ Oklahoma City, OK (405) 670-6718

Corry, PA (800) 375-2358

Istanbul, Turkey (800) 375-2358

West

Bakersfield, CA (661) 392-0491

Los Angeles, CA (562) 250-5662

Denver, CO (720) 826-9099

Hobbs, NM (575) 397-0031

Vernal, UT (435) 781-4760

Salt Lake City, UT (385) 231-1345

Southwest

Oklahoma City (West), OK (405) 262-2499

Alice, TX (361) 661-1815

Dallas, TX (214) 638-3210

Fort Worth, TX (817) 870-9130

Houston, TX (713) 983-9092

Kilgore, TX (903) 238-9616

Odessa, TX (432) 333-2488

Pasadena, TX (713) 472-2900

San Antonio, TX (210) 932-9304

Midwest

Williston, ND (701) 774-5330

Northeast

Pittsburgh, PA (412) 221-4075

Southeast

Pompano Beach, FL (954) 31 7-5889

Lakeland, FL (863) 777-4360

Baton Rouge, LA (225) 317-7773

Lafayette, LA (337) 330-4035

Lake Charles, LA (337) 240-9457

Charlotte, NC (980) 890-9003



midwesthose.com



mobile.midwesthose.com



layflat.midwesthose.com

Toll Free: 1-800-375-2358
sales@midwesthose.com
Keeping the Industry Connected™



04/2024