



# **MIDWEST HOSE POWER & HVAC INDUSTRY**

KEEPING THE INDUSTRY CONNECTED™



# Serving the industry since 1983

## **WHO WE ARE**

Midwest Hose & Specialty, Inc. is known for providing the best quality, value, and service in the industry. We specialize in meeting, if not surpassing, the needs of our customers. Since our start in 1983, we've been selling industrial and oilfield products such as hose, belts, valves, unions, fittings and specialty items. We are one of the largest suppliers in the United States and our cycle test machine can demonstrate our quality against other brands. There's no one out there like us: let us prove ourselves.

## **OUR QUALITY POLICY**

Midwest Hose & Specialty, Inc. will meet or exceed the expected requirements of our customers by providing the finest quality products and service. We strive for continual improvement and meet our quality objectives as we remain one of the foremost suppliers of hose assemblies.

## **AVAILABILITY**

Midwest Hose & Specialty, Inc. has the most comprehensive product line for a hose distributor with a wide range of fittings and full lines of hydraulic, industrial, rotary, and layflat hose. Our diversified inventory keeps industries connected.



## Ducting

---

A/C	/ 4
Insulated	/ 4
Heater	/ 4
Insulated Heater	/ 5
Dehumidification	/ 5
Layflat & Layflat Diffuser	/ 5
T7	/ 6
End Connections & Accessories	/ 6
Ducting Nomenclature	/ 7
Ceiling Panel Kits	/ 7

## Hose

---

Chiller Hose - 2 Ply Water Discharge	/ 8
Chiller Hose - 4 Ply Water Discharge	/ 9
Rubber Water Suction	/ 10
Multipurpose Suction	/ 11
Orange & Clear Helix Water Suction	/ 12
Stainless Steel Metal Hose	/ 13
Liquid Propane Gas	/ 14
Compressed Air TPU Layflat	/ 14
Yellow Wire Braid Air	/ 15
Red Multipurpose Air	/ 16

## Couplers & Adapters

---

Ground Joint Spuds	/ 16
Interlocking Clamps	/ 16
Camlock Couplers & Adapters	/ 17

## Steel Adapters

---

JIC Adapters	/ 18
--------------	------

## Pipe Fittings

---

Grooved Pipe Adapters	/ 22
Malleable Iron Threaded Fittings	/ 23

## Valves

---

Ball Valves	/ 24
Ball Valve Nomenclature	/ 24
Butterfly Valves	/ 25
Butterfly Valve Nomenclature	/ 25

## Safety

---

Whip Check	/ 26
Cable Hose Choker	/ 26
Nylon Hose Restraint	/ 26
Whip Sock	/ 26

# DUCTING

## A/C

### Applications & Features

- Excellent UV stabilization with mold and mildew inhibitors for rigorous outdoor use
- Flame resistant in accordance with UL94VTM-O California Fire Marshal
- Storage straps included
- Dust resistant material
- Heat sealed & sewn construction
- Made in the USA

### Specs

**Temperature** -20° to 180°F  
**Diameter** 12" to 24"  
**Pitch** 3" & 4" Return, 7" Supply  
**Length** 8', 12' & 25', Custom lengths available  
**Colors** ● ● ● ○ ●  
**Wearstrip** Standard & Heavy Duty  
● ● ● ○ ●

**End Finishes** Wire Rope Coupling, Belt Cuff, Soft Cuff



Ventilation



Cooling



### Common AC Assemblies

Part Number	Size x Length	Description
	inch	inch
DUCTWW4-BB-12X25FT	12" x 25'	12" x 25ft White AC Duct, 4" Pitch, Belt Cuff E/E
DUCTWW4-BB-20X25FT	20" x 25'	20" x 25ft White AC Duct, 4" Pitch, Belt Cuff E/E

## Insulated

### Applications & Features

- Excellent UV stabilization with mold and mildew inhibitors for rigorous outdoor use
- Flame resistant in accordance with UL94VTM-O California Fire Marshal
- Storage straps included
- Dust & moisture resistant material
- Heat sealed & sewn construction
- Fiberglass woven insulation effective for a minimum R-Value = 6 per application
- Proprietary insulation for excellent continual cool air transfer
- Made in the USA

### Specs

**Temperature** -20° to 180°F  
**Diameter** 12" to 24"  
**Pitch** 7"  
**Length** 25', Custom lengths available  
**Colors** ● ○ ●  
**Wearstrip** Heavy Duty Extruded  
● ○

**End Finishes** Wire Rope Coupling, Belt Cuff, Soft Cuff



Ventilation



Cooling



Dust



### Common Insulated Assemblies

Part Number	Size x Length	Description
	inch	inch
DUCTINSWW7-BB-12X25FT	12" x 25'	12" x 25ft White Insulated Duct, 7" Pitch, Belt Cuff E/E
DUCTINSWW7-WW-20X25FT	20" x 25'	20" x 25ft White Insulated Duct, 7" Pitch, Wire Rope E/E

## Heater

### Applications & Features

- Excellent UV stabilization with mold and mildew inhibitors for rigorous outdoor use
- Flame resistant in accordance with UL94VTM-O California Fire Marshal
- Storage straps included
- Sewn construction
- Used in both blowing and exhausting applications
- Made in the USA

### Specs

**Temperature** -100° to 400°F  
**Diameter** 12" to 24"  
**Pitch** 7"  
**Length** 25', Custom lengths available  
**Colors** ● ○  
**Wearstrip** Standard & Heavy Duty  
● ● ● ● ●

**End Finishes** Wire Rope Coupling, Belt Cuff, Soft Cuff



Ventilation



Heating



### Common Heater Assemblies







Part Number	Size x Length	Description
	inch	inch
DUCTHTBB7-BW-12X25FT	12" x 25'	12" x 25ft Black Heat Duct, 7" Pitch, Belt/Wire Rope
DUCTHTBB7-BW-20X25FT	20" x 25'	20" x 25ft Black Heat Duct, 7" Pitch, Belt/Wire Rope

## Insulated Heater

### Applications & Features

- Excellent UV stabilization with mold and mildew inhibitors for rigorous outdoor use
- Flame resistant in accordance with UL94VTM-O California Fire Marshal
- Storage straps included
- Sewn construction
- Used in both blowing and exhausting applications
- Made in the USA

### Specs

**Temperature** -100° to 400°F  
**Diameter** 12" to 24"  
**Pitch** 7"  
**Length** 25', Custom lengths available  
**Colors**    
**Wearstrip** Standard & Heavy Duty  
   



Ventilation  Heating 

**End Finishes** Wire Rope Coupling, Belt Cuff, Soft Cuff

### Common Insulated Heater Assemblies







Part Number	Size x Length	Description
	inch	inch
DUCTINSHTBB7-BW-12X25FT	12" x 25'	12" x 25ft Black Insulated Heat Duct, 7" Pitch, Belt/Wire Rope
DUCTINSHTBB7-BW-20X25FT	20" x 25'	20" x 25ft Black Insulated Heat Duct, 7" Pitch, Belt/Wire Rope

## Dehumidification

### Applications & Features

- Excellent UV stabilization with mold and mildew inhibitors for rigorous outdoor use
- Flame resistant in accordance with UL94VTM-O California Fire Marshal
- Storage straps included
- Dust resistant material
- Heat sealed construction
- Economic solution for an array of ventilation applications
- Made in the USA

### Specs

**Temperature** -20° to 180°F  
**Diameter** 12" to 24"  
**Pitch** 2" & 3"  
**Length** 25', Custom lengths available  
**Colors**      
**Wearstrip** Standard Duty  
 



Ventilation  Dehumidification 

**End Finishes** Wire Rope Coupling on each end

### Common Dehumidification Assemblies






Part Number	Size x Length	Description
	inch	inch
DUCTGW3-WW-20X25FT	20" x 25'	20" x 25ft Green/White Wear Strip Return Duct, 3" Pitch, Wire Rope E/E

## Layflat & Layflat Diffuser

### Applications & Features

- Excellent UV stabilization with mold and mildew inhibitors for rigorous outdoor use
- Flame resistant in accordance with UL94VTM-O California Fire Marshal
- Dust resistant & anti-static material
- Tabs w/grommets every 2 foot center
- 3" diffuser holes positioned upon request
- Made in the USA

### Specs

**Temperature** -20° to 180°F  
**Diameter** 12" to 36"  
**Diffuser Hole Diameter** 3"  
**Length** 25', 50', 75', 100', Custom lengths available  
**Colors**       
**End Finishes** Wire Rope Coupling and Bungee End Cap



Ventilation  Cooling 

### Common Layflat/Layflat Diffuser Assemblies

Part Number	Size x Length	Description
	inch	inch
DUCTLAYFLATDIFFW-WW-20X50FT	20" x 50'	20" x 50ft White Layflat Diffuser Duct, Perforated, Wire Rope E/E
DUCTLAYFLATC-6MIL-33X500FT	20" x 500'	20" ID x 500ft Clear Layflat, 6mil

# DUCTING

## T7


### Applications & Features

- For applications with wide temperature ranges
- Medium weight thermoplastic rubber hose reinforced with a spring steel wire helix
- Smooth interior assures minimal friction loss and efficient air flow
- Excellent chemical resistance
- Great moisture & UV resistance
- Good abrasion resistance
- Wall Thickness = .030"
- Available with factory-installed 2" black soft cuffs
- Made in the USA

### Specs

<b>Temperature</b>	-60° to 275°F
<b>Diameter</b>	1.5" to 24"
<b>Pitch</b>	Per Size
<b>Length</b>	25', 50' <i>*14" and above in 25' only</i>
<b>Colors</b>	●
<b>End Finishes</b>	Plain End



Vacuum 

### Common T7 Assemblies

Part Number	Size x Length	Description
	inch	inch
DUCTB1-T7-4X25FT	4" x 25'	4" x 25ft Black T7 Duct, 1" Pitch, Plain E/E
DUCTB1-T7-6X50FT	6" x 50'	6" x 50ft Black T7 Duct, 1" Pitch, Plain E/E

## End Connections & Accessories

### Custom Manufacturing

Midwest Hose & Specialty, Inc. is a custom manufacturer. We provide all common connections and accessories featured below, as well as custom parts to suit your specific needs.

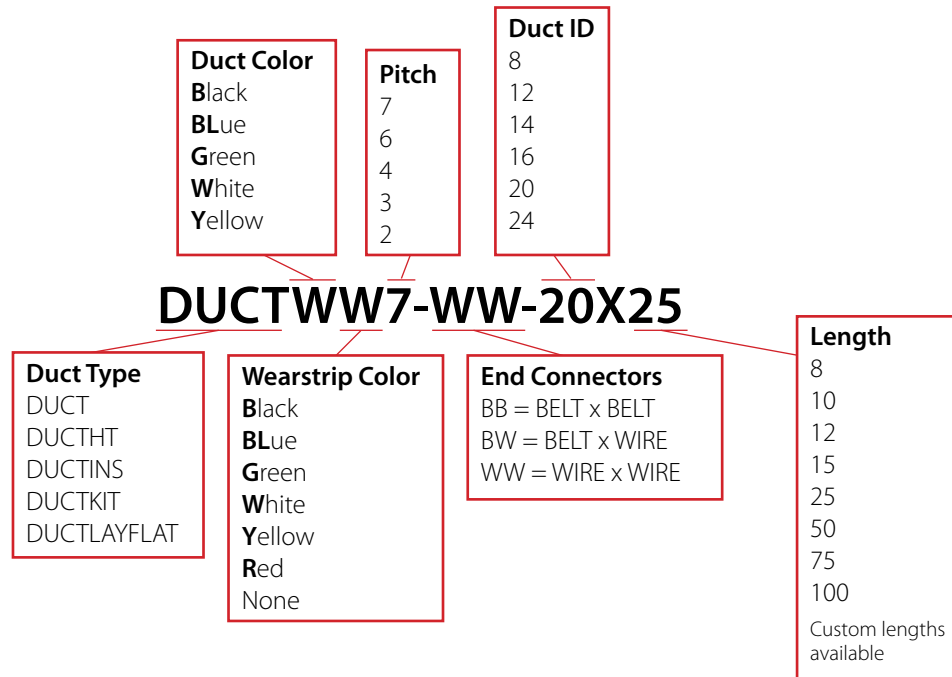
			
<b>Belt Cuff</b>	<b>Soft Cuff</b>	<b>Wire Rope Coupling</b>	<b>Zipper Cuff</b>
			
<b>Screw Clamp</b>	<b>Pin-Lock</b>	<b>Reducer</b>	<b>45° Connector</b>
			
<b>90° Connector</b>	<b>Wye Connector</b>	<b>Bungee End Cap</b>	



## Ducting Nomenclature

Following the easy-to-read diagram below, you can look at our parts list and know which type of hose you are seeing at a glance. It will tell you the duct type, duct color, wearstrip color, pitch, end connectors, duct ID, and length.

Midwest Hose & Specialty, Inc. manufactures a diverse product offering of industrial ventilation solutions. Made in the USA, we manufacture A/C ducting, both insulated and non-insulated, layflat duct, dehumidification ducting, and heater ducting, both insulated and non-insulated. Our ducting products provide excellent UV compensation with mold and mildew inhibitors for demanding outdoor conditions along with being flame resistant in accordance with UL94VTM-O, California Fire Marshal, and NFPA701 Method 2 specifications.



## Ceiling Panel Kits

Includes a ceiling panel and A/C ducting hose.



- 12"** DUCTKITWN7-BB-12X8FT
- 12"** DUCTKITWN7-BB-12X10FT
- 16"** DUCTKITWN7-BB-16X8FT
- 16"** DUCTKITWN7-BB-16X10FT



## Chiller Hose - 2 Ply Water Discharge

### Applications & Features

- For water discharge in construction, heavy duty equipment rental, mines and quarries
- Soft-wall hose construction provides similar performance to standard layflat hose with superior insulation and abrasion qualities




### Specs

**Tube** SBR (synthetic rubber)  
**Cover** SBR (synthetic rubber)  
**Reinforcement** Synthetic textile  
**Safety Factor** 3:1  
**Temp Range** -40° F to 180° F



Part Number	ID	OD	Max WP		Bend Radius	Weight	Length
	inch	inch	PSI	BAR	inch	lbs/ft	feet
WD2PLY-150	1-1/2	1.78	150	10	15	0.41	100
WD2PLY-200	2	2.28	150	10	20	0.52	100
WD2PLY-250	2-1/2	2.78	150	10	25	0.65	100
WD2PLY-300	3	3.28	150	10	30	0.77	100
WD2PLY-400	4	4.31	150	10	40	1.06	100
WD2PLY-600	6	6.31	150	10	60	1.88	100
WD2PLY-800	8	8.72	100	6	80	2.61	100
WD2PLY-1000	10	10.42	80	5	100	3.47	100
WD2PLY-1200	12	12.50	80	5	120	5.40	50

### Chiller Hose - 2 Ply Water Discharge Assemblies

Part Number	Size x Length	Description	Assembly Pressure		Part Image
			PSI	BAR	
T-WD2PLY2X25CEB	2" x 25'	2" Rubber Discharge x 25ft with Crimped Brass Camlocks	150	10	 Crimped Camlocks
T-WD2PLY4X25CE	4" x 25'	4" Rubber Discharge x 25ft with Crimped Aluminum Camlocks	150	10	
T-WD2PLY4X50CE	4" x 50'	4" Rubber Discharge x 50ft with Crimped Aluminum Camlocks	150	10	
T-WD2PLY4X10CEB	4" x 10'	4" Rubber Discharge x 10ft with Crimped Brass Camlocks	150	10	
T-WD2PLY4X25CEB	4" x 25'	4" Rubber Discharge x 25ft with Crimped Brass Camlocks	150	10	
T-WD2PLY6X25CEB	6" x 25'	6" Rubber Discharge x 25ft with Crimped Brass Camlocks	75	5	 Crimped Fix x Flt Flanges
T-WD2PLY4X25FX	4" x 25'	4" Rubber Discharge x 25ft with Crimped Fix x Flt Flanges	150	10	
T-WD2PLY4X50FX	4" x 50'	4" Rubber Discharge x 50ft with Crimped Fix x Flt Flanges	150	10	
T-WD2PLY6X20FX	6" x 20'	6" Rubber Discharge x 20ft with Crimped Fix x Flt Flanges	150	10	
T-WD2PLY6X25FX	6" x 25'	6" Rubber Discharge x 25ft with Crimped Fix x Flt Flanges	150	10	
T-WD2PLY6X50FX	6" x 50'	6" Rubber Discharge x 50ft with Crimped Fix x Flt Flanges	150	10	 Crimped Grooved Ends
T-WD2PLY2X10GRV	2" X 10'	2" Rubber Discharge X 10ft with Crimped Grooved Ends	150	10	
T-WD2PLY2X15GRV	2" X 15'	2" Rubber Discharge x 15ft with Crimped Grooved Ends	150	10	
T-WD2PLY2X25GRV	2" X 25'	2" Rubber Discharge x 25ft with Crimped Grooved Ends	150	10	
T-WD2PLY2X50GRV	2" X 50'	2" Rubber Discharge x 25ft with Crimped Grooved Ends	150	10	
T-WD2PLY3X10GRV	3" X 10'	3" Rubber Discharge x 10ft with Crimped Grooved Ends	150	10	
T-WD2PLY3X15GRV	3" X 15'	3" Rubber Discharge x 15ft with Crimped Grooved Ends	150	10	
T-WD2PLY3X25GRV	3" X 25'	3" Rubber Discharge x 25ft with Crimped Grooved Ends	150	10	
T-WD2PLY3X50GRV	3" X 50'	3" Rubber Discharge x 50ft with Crimped Grooved Ends	150	10	
T-WD2PLY4X25GRV	4" x 25'	4" Rubber Discharge x 25ft with Crimped Grooved Ends	150	10	
T-WD2PLY4X50GRV	4" x 50'	4" Rubber Discharge x 50ft with Crimped Grooved Ends	150	10	
T-WD2PLY6X10GRV	6" x 10'	6" Rubber Discharge x 10ft with Crimped Grooved Ends	150	10	
T-WD2PLY6X25GRV	6" x 25'	6" Rubber Discharge x 25ft with Crimped Grooved Ends	150	10	
T-WD2PLY6X50GRV	6" x 50'	6" Rubber Discharge x 50ft with Crimped Grooved Ends	150	10	

\* Camlocks available in aluminum, brass, stainless steel, ductile iron & polypropylene

**T- part numbers denote being pressure tested, recorded in our vault, and marked with a serial number**



## Chiller Hose - 4 Ply Water Discharge

### Applications & Features

- For water discharge in construction, heavy duty equipment rental, mines and quarries
- Soft-wall hose construction provides similar performance to standard layflat hose with superior insulation and abrasion qualities
- Extra fabric layers added for durability to support higher pressures




### Specs

**Tube** SBR (synthetic rubber)  
**Cover** SBR (synthetic rubber)  
**Reinforcement** Synthetic textile  
**Safety Factor** 3:1  
**Temp Range** -40° F to 180° F



Part Number	ID	OD	Max WP		Bend Radius	Weight	Length
	inch	inch	PSI	BAR	inch	lbs/ft	feet
WD4PLY-150	1-1/2	1.78	250	17	15	0.56	100
WD4PLY-200	2	2.28	250	17	20	0.73	100
WD4PLY-250	2-1/2	2.78	250	17	25	0.88	100
WD4PLY-300	3	3.28	250	17	30	1.04	100
WD4PLY-400	4	4.31	200	13	40	1.41	100
WD4PLY-600	6	6.31	200	13	60	2.48	100
WD4PLY-800	8	8.72	200	13	80	3.39	100
WD4PLY-1000	10	10.42	150	10	100	4.44	100
WD4PLY-1200	12	12.53	150	10	120	5.30	50

### Chiller Hose - 4 Ply Water Discharge Assemblies

Part Number	Size x Length	Description	Assembly Pressure		Part Image
			PSI	BAR	
T-WD4PLY2X25CEB	2" x 25'	2" Rubber Discharge x 25ft with Crimped Brass Camlocks	250	17	 Crimped Camlocks
T-WD4PLY4X25CE	4" x 25'	4" Rubber Discharge x 25ft with Crimped Aluminum Camlocks	150	10	
T-WD4PLY4X50CE	4" x 50'	4" Rubber Discharge x 50ft with Crimped Aluminum Camlocks	150	10	
T-WD4PLY4X10CEB	4" x 10'	4" Rubber Discharge x 10ft with Crimped Brass Camlocks	150	10	
T-WD4PLY4X25CEB	4" x 25'	4" Rubber Discharge x 25ft with Crimped Brass Camlocks	150	10	
T-WD4PLY6X25CEB	6" x 25'	6" Rubber Discharge x 25ft with Crimped Brass Camlocks	75	5	
T-WD4PLY4X25FX	4" x 25'	4" Rubber Discharge x 25ft with Crimped Fix x Flt Flanges	200	13	 Crimped Fix x Flt Flanges
T-WD4PLY4X50FX	4" x 50'	4" Rubber Discharge x 50ft with Crimped Fix x Flt Flanges	200	13	
T-WD4PLY6X20FX	6" x 20'	6" Rubber Discharge x 20ft with Crimped Fix x Flt Flanges	200	13	
T-WD4PLY6X25FX	6" x 25'	6" Rubber Discharge x 25ft with Crimped Fix x Flt Flanges	200	13	
T-WD4PLY6X50FX	6" x 50'	6" Rubber Discharge x 50ft with Crimped Fix x Flt Flanges	200	13	
T-WD4PLY2X10GRV	2" X 10'	2" Rubber Discharge x 10ft with Crimped Grooved Ends	250	17	 Crimped Grooved Ends
T-WD4PLY2X15GRV	2" X 15'	2" Rubber Discharge x 15ft with Crimped Grooved Ends	250	17	
T-WD4PLY2X25GRV	2" X 25'	2" Rubber Discharge x 25ft with Crimped Grooved Ends	250	17	
T-WD4PLY2X50GRV	2" X 50'	2" Rubber Discharge x 50ft with Crimped Grooved Ends	250	17	
T-WD4PLY3X10GRV	3" X 10'	3" Rubber Discharge x 10ft with Crimped Grooved Ends	250	17	
T-WD4PLY3X15GRV	3" X 15'	3" Rubber Discharge x 15ft with Crimped Grooved Ends	250	17	
T-WD4PLY3X25GRV	3" X 25'	3" Rubber Discharge x 25ft with Crimped Grooved Ends	250	17	
T-WD4PLY3X50GRV	3" X 50'	3" Rubber Discharge x 50ft with Crimped Grooved Ends	250	17	
T-WD4PLY4X25GRV	4" x 25'	4" Rubber Discharge x 25ft with Crimped Grooved Ends	200	13	
T-WD4PLY4X50GRV	4" x 50'	4" Rubber Discharge x 50ft with Crimped Grooved Ends	200	13	
T-WD4PLY6X10GRV	6" x 10'	6" Rubber Discharge x 10ft with Crimped Grooved Ends	200	13	
T-WD4PLY6X25GRV	6" x 25'	6" Rubber Discharge x 25ft with Crimped Grooved Ends	200	13	
T-WD4PLY6X50GRV	6" x 50'	6" Rubber Discharge x 50ft with Crimped Grooved Ends	200	13	

\* Camlocks available in aluminum, brass, stainless steel, ductile iron & polypropylene

**T- part numbers denote being pressure tested, recorded in our vault, and marked with a serial number**

## Rubber Water Suction

### Applications & Features

- For water, salt water and mild acids such as water based agricultural fertilizers

### Specs

**Tube** EPDM

**Cover** EPDM

**Reinforcement** Multiple textile plies with a dual helix wire






**Safety Factor** 3:1

**Temp Range** -40° F to 180° F



Part Number	ID	OD	Max WP		Suction	Bend Radius	Weight	Length
	inch	inch	PSI	BAR	inch/HG	inch	lbs/ft	feet
BRS-150	1-1/2	1.86	150	10	30	6.0	0.60	100
BRS-200	2	2.36	150	10	30	8.0	0.76	100
BRS-300	3	3.54	150	10	30	14.0	1.44	100
BRS-400	4	4.54	150	10	30	18.0	2.25	100
BRS-600	6	6.68	150	10	30	28.0	3.94	100
BRS-800	8	9.00	150	10	30	40.0	8.68	65
BRS-1000	10	11.27	100	6	30	50.0	15.80	20
BRS-1200	12	13.27	100	6	30	60.0	18.63	20




### Rubber Water Suction Assemblies

Part Number	Size x Length	Description	Assembly Pressure		Part Image
			PSI	BAR	
T-BRS2X10CEA	2" x 10'	2" Black Rubber Suction x 10ft with Crimped Camlocks	150	10	 Crimped Camlocks
T-BRS2X20CEA	2" x 20'	2" Black Rubber Suction x 20ft with Crimped Camlocks	150	10	
T-BRS3X10CEA	3" x 10'	3" Black Rubber Suction x 10ft with Crimped Camlocks	150	10	
T-BRS3X20CEA	3" x 20'	3" Black Rubber Suction x 20ft with Crimped Camlocks	150	10	
T-BRS4X10CEA	4" x 10'	4" Black Rubber Suction x 10ft with Crimped Camlocks	150	10	
T-BRS4X20CEA	4" x 20'	4" Black Rubber Suction x 20ft with Crimped Camlocks	150	10	
T-BRS6X10CEA	6" x 10'	6" Black Rubber Suction x 10ft with Crimped Camlocks	75	5	 Crimped Camlocks
T-BRS6X20CEA	6" x 20'	6" Black Rubber Suction x 20ft with Crimped Camlocks	75	5	
T-BRS8X10CEA	8" x 10'	8" Black Rubber Suction x 10ft with Crimped Camlocks	50	3	
T-BRS8X20CEA	8" x 20'	8" Black Rubber Suction x 20ft with Crimped Camlocks	50	3	
T-BRS10X10BAUA	10" x 10'	10" Black Rubber Suction x 10ft with Crimped Bauer, Type A	45	3	 Crimped Bauer, Type A
T-BRS10X20BAUA	10" x 20'	10" Black Rubber Suction x 20ft with Crimped Bauer, Type A	45	3	
T-BRS12X10BAUA	12" x 10'	12" Black Rubber Suction x 10ft with Crimped Bauer, Type A	40	2	
T-BRS12X20BAUA	12" x 20'	12" Black Rubber Suction x 20ft with Crimped Bauer, Type A	40	2	
T-BRS4X10BAUB	4" x 10'	4" Black Rubber Suction x 10ft with Crimped Bauer, Type B	150	10	 Crimped Bauer, Type B
T-BRS4X20BAUB	4" x 20'	4" Black Rubber Suction x 20ft with Crimped Bauer, Type B	150	10	
T-BRS6X10BAUB	6" x 10'	6" Black Rubber Suction x 10ft with Crimped Bauer, Type B	113	7	
T-BRS6X20BAUB	6" x 20'	6" Black Rubber Suction x 20ft with Crimped Bauer, Type B	113	7	
T-BRS8X10BAUB	8" x 10'	8" Black Rubber Suction x 10ft with Crimped Bauer, Type B	80	5	
T-BRS8X20BAUB	8" x 20'	8" Black Rubber Suction x 20ft with Crimped Bauer, Type B	80	5	
T-BRS10X10BAUB	10" x 10'	10" Black Rubber Suction x 10ft with Crimped Bauer, Type B	45	3	 Crimped Bauer, Type B
T-BRS10X20BAUB	10" x 20'	10" Black Rubber Suction x 20ft with Crimped Bauer, Type B	45	3	
T-BRS12X10BAUB	12" x 10'	12" Black Rubber Suction x 10ft with Crimped Bauer, Type B	40	2	
T-BRS12X20BAUB	12" x 20'	12" Black Rubber Suction x 20ft with Crimped Bauer, Type B	40	2	

\* Camlocks available in aluminum, brass, stainless steel, ductile iron & polypropylene

**T- part numbers denote being pressure tested, recorded in our vault, and marked with a serial number**

## Rubber Water Suction Assemblies (continued)

Part Number	Size x Length	Description	Assembly Pressure		Part Image
			PSI	BAR	
T-BRS3X10FX	3" x 10'	3" Black Rubber Suction x 10ft with Crimped Fix x Flt Flanges	150	10	 Crimped Fix x Flt Flanges
T-BRS3X20FX	3" x 20'	3" Black Rubber Suction x 20ft with Crimped Fix x Flt Flanges	150	10	
T-BRS4X10FX	4" x 10'	4" Black Rubber Suction x 10ft with Crimped Fix x Flt Flanges	150	10	
T-BRS4X20FX	4" x 20'	4" Black Rubber Suction x 20ft with Crimped Fix x Flt Flanges	150	10	
T-BRS6X10FX	6" x 10'	6" Black Rubber Suction x 10ft with Crimped Fix x Flt Flanges	150	10	
T-BRS6X20FX	6" x 20'	6" Black Rubber Suction x 20ft with Crimped Fix x Flt Flanges	150	10	
T-BRS8X10FX	8" x 10'	8" Black Rubber Suction x 10ft with Crimped Fix x Flt Flanges	150	10	
T-BRS8X20FX	8" x 20'	8" Black Rubber Suction x 20ft with Crimped Fix x Flt Flanges	150	10	
T-BRS4X10GRV	4" x 10'	4" Black Rubber Suction x 10ft with Crimped Grooved Ends	150	10	 Crimped Grooved Ends
T-BRS4X20GRV	4" x 20'	4" Black Rubber Suction x 20ft with Crimped Grooved Ends	150	10	
T-BRS6X10GRV	6" x 10'	6" Black Rubber Suction x 10ft with Crimped Grooved Ends	150	10	
T-BRS6X20GRV	6" x 20'	6" Black Rubber Suction x 20ft with Crimped Grooved Ends	150	10	
T-BRS8X10GRV	8" x 10'	8" Black Rubber Suction x 10ft with Crimped Grooved Ends	150	10	
T-BRS8X20GRV	8" x 20'	8" Black Rubber Suction x 20ft with Crimped Grooved Ends	150	10	
T-BRS4X20F100	4" x 20'	4" Black Rubber Suction x 20ft with Crimped Fig 100 Union	150	10	 Crimped Fig 100 Union
T-BRS6X20F100	6" x 20'	6" Black Rubber Suction x 20ft with Crimped Fig 100 Union	150	10	
T-BRS8X20F100	8" x 20'	8" Black Rubber Suction x 20ft with Crimped Fig 100 Union	150	10	

\* Camlocks available in aluminum, brass, stainless steel, ductile iron & polypropylene

**T- part numbers denote being pressure tested, recorded in our vault, and marked with a serial number**

## Multipurpose Suction

### Applications & Features

- For suction and discharge applications, brine, crude oil, mild chemicals, petroleum waste, sediments, sludge, slurries, water oil field waste recovery, frac tank, and general industrial applications
- Assemblies are made to order
- Multiple end connections available

### Specs

**Tube** NBR (synthetic rubber)  
**Cover** SBR (synthetic rubber)  
**Reinforcement** 2 steel wire spirals with one helical wire  
**Safety Factor** 3:1  
**Temp Range** -40° F to 212° F



Part Number	ID	OD	Max WP		Suction	Bend Radius	Weight	Length
	inch	inch	PSI	BAR				
MPS/ST-200	2	2.60	600	41	30	9.10	1.33	100
MPS/ST-300	3	3.78	600	41	30	15.7	3.57	100
MPS/ST-400	4	4.80	500	34	30	26.6	4.48	100



## Orange & Clear Helix Water Suction

### Applications & Features

- For pumping water and light chemical solutions
- Easy visual confirmation of material flow
- Slides easily for simple relocation
- Handles any suction or discharge needs




### Specs

**Tube** Flexible PVC  
**Cover** Rigid PVC helix  
**Reinforcement** Polyester braid & PVC helix  
**Safety Factor** 3:1  
**Temp Range** -4° F to +150° F



Part Number	ID	OD	Max WP		Suction	Bend Radius	Weight	Length
	inch	inch	PSI	BAR	inch/HG	inch	lbs/ft	feet
OC200	2	2.62	100	6	30	4	0.71	100
OC300	3	3.71	100	6	30	6	1.14	100
OC400	4	4.80	75	5	30	7	1.75	100
OC600	6	7.17	70	4	28	10	3.90	100, 60, 20
OC800	8	9.33	70	4	28	16	5.56	25, 20
OC1000	10	11.50	35	2	28	44	7.48	20
OC1200	12	13.77	30	2	25	80	11.25	20

### Orange & Clear Helix Water Suction Assemblies

Part Number	Size x Length	Description	Assembly Pressure		Part Image
			PSI	BAR	
T-OC2X10CEA	2" x 10'	2" Orange & Clear x 10ft with Crimped Camlocks	100	6	 Crimped Camlocks
T-OC2X20CEA	2" x 20'	2" Orange & Clear x 20ft with Crimped Camlocks	100	6	
T-OC3X10CEA	3" x 10'	3" Orange & Clear x 10ft with Crimped Camlocks	100	6	
T-OC3X20CEA	3" x 20'	3" Orange & Clear x 20ft with Crimped Camlocks	100	6	
T-OC4X10CEA	4" x 10'	4" Orange & Clear x 10ft with Crimped Camlocks	75	5	
T-OC4X20CEA	4" x 20'	4" Orange & Clear x 20ft with Crimped Camlocks	75	5	
T-OC6X10CEA	6" x 10'	6" Orange & Clear x 10ft with Crimped Camlocks	70	4	
T-OC6X20CEA	6" x 20'	6" Orange & Clear x 20ft with Crimped Camlocks	70	4	
T-OC8X10CEA	8" x 10'	8" Orange & Clear x 10ft with Crimped Camlocks	50	3	 Crimped Bauer, Type A
T-OC8X20CEA	8" x 20'	8" Orange & Clear x 20ft with Crimped Camlocks	50	3	
T-OC10X10BAUA	10" x 10'	10" Orange & Clear x 10ft with Crimped Bauer, Type A	40	2	
T-OC10X20BAUA	10" x 20'	10" Orange & Clear x 20ft with Crimped Bauer, Type A	40	2	
T-OC12X10BAUA	12" x 10'	12" Orange & Clear x 10ft with Crimped Bauer, Type A	40	2	
T-OC12X20BAUA	12" x 20'	12" Orange & Clear x 20ft with Crimped Bauer, Type A	40	2	
T-OC4X10BAUB	4" x 10'	4" Orange & Clear x 10ft with Crimped Bauer, Type B	75	5	
T-OC4X20BAUB	4" x 20'	4" Orange & Clear x 20ft with Crimped Bauer, Type B	75	5	
T-OC6X10BAUB	6" x 10'	6" Orange & Clear x 10ft with Crimped Bauer, Type B	70	4	 Crimped Bauer, Type B
T-OC6X20BAUB	6" x 20'	6" Orange & Clear x 20ft with Crimped Bauer, Type B	70	4	
T-OC8X10BAUB	8" x 10'	8" Orange & Clear x 10ft with Crimped Bauer, Type B	50	3	
T-OC8X20BAUB	8" x 20'	8" Orange & Clear x 20ft with Crimped Bauer, Type B	50	3	
T-OC10X10BAUB	10" x 10'	10" Orange & Clear x 10ft with Crimped Bauer, Type B	40	2	
T-OC10X20BAUB	10" x 20'	10" Orange & Clear x 20ft with Crimped Bauer, Type B	40	2	
T-OC12X10BAUB	12" x 10'	12" Orange & Clear x 10ft with Crimped Bauer, Type B	40	2	
T-OC12X20BAUB	12" x 20'	12" Orange & Clear x 20ft with Crimped Bauer, Type B	40	2	

\* Camlocks available in aluminum, brass, stainless steel, ductile iron & polypropylene

**T- part numbers denote being pressure tested, recorded in our vault, and marked with a serial number**

## Stainless Steel Metal Hose

### Applications & Features

- For oils, chemicals, gases, exhaust gases, water, steam, vacuum, etc.
- Annular is hydroformed, a process that enhances flexibility and extends life of hose
- Fire safety up to 1200° F
- Operates in high/low temperatures
- No permeation of gases



### Specs

**Tube** 316 Annular  
**Cover** 304 Braid  
**Safety Factor** 4:1  
**Temp Range** Up to 1200° F



ID	Braid Layers	OD	Pressure				Suction	Bend Radius		Weight	Length
			Max WP		Test			Static	Dynamic		
inch		inch	PSI	BAR	PSI	BAR	inch/HG	inch	inch	lbs/ft	feet
3/4	1	1.28	792	54	1,188	81	30	2.25	8.00	0.59	300
	2	1.35	1,267	87	1,900	131				0.79	
1	1	1.58	571	39	856	59	30	2.75	9.00	0.75	900
	2	1.65	914	63	1,371	94				0.98	
2	1	2.72	516	35	774	53	30	5.00	15.00	1.52	300
	2	2.84	826	56	1,239	85				2.14	
3	1	3.88	316	21	474	32	30	9.00	22.00	2.00	150
	2	3.98	506	34	758	52				2.80	
4	1	4.98	232	15	348	23	30	13.00	27.00	2.68	150
	2	5.10	371	25	557	38				3.68	
6	1	7.10	165	11	247	17	30	19.00	36.00	4.75	20
	2	7.33	264	18	396	27				6.04	
8	1	9.19	234	16	350	24	30	20.00	40.00	9.44	20
	2	9.28	374	25	561	38				13.36	
10	1	11.32	230	15	345	23	30	25.00	50.00	12.90	20
	2	11.45	367	25	550	37				19.00	
12	1	13.31	161	11	241	16	30	30.00	60.00	14.83	20
	2	13.44	275	18	385	26				20.64	

### Stainless Steel Metal Hose Assemblies

Part Number	Size x Length	Description	Assembly Pressure		Part Image
			PSI	BAR	
T-MH642-075X20MPH6	3/4" x 20'	3/4" SS Dual Braid x 20ft with SS Male NPT	1,267	87	
T-MH642-075X50MPH6	3/4" x 50'	3/4" SS Dual Braid x 50ft with SS Male NPT	1,267	87	
T-MH642-1X50MPH8	1" x 50'	1" SS Dual Braid x 50ft with SS Male NPT	914	63	
T-MH642-1X20FX6	1" x 20'	1" SS Dual Braid x 20ft with SS Fix x Flt Flanges	280	19	
T-MH642-2X20FX6	2" x 20'	2" SS Dual Braid x 20ft with SS Fix x Flt Flanges	280	19	
T-MH642-3X20FX6	3" x 20'	3" SS Dual Braid x 20ft with SS Fix x Flt Flanges	280	19	
T-MH642-4X10FX6	4" x 10'	4" SS Dual Braid x 10ft with SS Fix x Flt Flanges	280	19	
T-MH642-4X20FX6	4" x 20'	4" SS Dual Braid x 20ft with SS Fix x Flt Flanges	280	19	
T-MH642-6X10FX6	6" x 10'	6" SS Dual Braid x 10ft with SS Fix x Flt Flanges	280	19	
T-MH642-6X20FX6	6" x 20'	6" SS Dual Braid x 20ft with SS Fix x Flt Flanges	280	19	
T-MH642-8X20FX6	8" x 20'	8" SS Dual Braid x 20ft with SS Fix x Flt Flanges	280	19	
T-MH642-10X10FX6	10" x 10'	10" SS Dual Braid x 10ft with SS Fix x Flt Flanges	280	19	
T-MH642-10X20FX6	10" x 20'	10" SS Dual Braid x 20ft with SS Fix x Flt Flanges	280	19	
T-MH642-12X10FX6	12" x 10'	12" SS Dual Braid x 10ft with SS Fix x Flt Flanges	275	18	
T-MH642-12X20FX6	12" x 20'	12" SS Dual Braid x 20ft with SS Fix x Flt Flanges	275	18	

T- part numbers denote being pressure tested, recorded in our vault, and marked with a serial number

## Liquid Propane Gas

### Applications & Features

- For transfer and delivery of propane and butane in well ventilated areas
- Lightweight & flexible
- Not recommended for use with natural gas


### Specs

**Tube** Black nitrile  
**Cover** Synthetic rubber, pin pricked  
**Reinforcement** Textile braids  
**Safety Factor** 4:1  
**Temp Range** -40° F to 140° F  
 (LP gas should never be above 100° F)



Part Number	ID	OD	Max WP	
	inch	inch	PSI	BAR
LPG-025	1/4	0.590	350	24
LPG-038	3/8	0.745	350	24
LPG-050	1/2	0.920	350	24
LPG-075	3/4	1.225	350	24
LPG-100	1	1.520	350	24
LPG-125	1-1/4	1.910	350	24
LPG-150	1-1/2	2.155	350	24
LPG-200	2	2.690	350	24
LPG-300	3	3.740	350	24

### Liquid Propane Gas Assemblies

Part Number	Size x Length	Description	Assembly Pressure		Part Image
			PSI	BAR	
P-LPG050X25FJX	1/2" x 25'	1/2" LPG x 25ft with Crimped 1/2" Female JIC	350	24	
P-LPG050X50FJX	1/2" x 50'	1/2" LPG x 50ft with Crimped 1/2" Female JIC	350	24	
P-LPG100X25FJX	1" x 25'	1" LPG x 25ft with Crimped 1" Female JIC	350	24	
P-LPG100X50FJX	1" x 50'	1" LPG x 50ft with Crimped 1" Female JIC	350	24	

**P- part numbers denote being premade and readily available**

Crimped Female JIC

## Compressed Air TPU Layflat

### Applications & Features

- For compressed air for power tools and compressors
- Excellent abrasion resistance
- Flexible and lightweight to adapt to various terrain and make it possible to easily operate in difficult areas


### Specs

**Tube** Polyurethane extruded through the weave  
**Cover** Polyurethane extruded through the weave  
**Reinforcement** Woven polyester  
**Safety Factor** 3:1  
**Temp Range** -40° F to +180° F



Part Number	ID	Wall Thickness	Max WP		Min BP		Weight
	inch	inch	PSI	BAR	PSI	BAR	lbs/ft
MWHPOLYTW600-32-RED	2	0.175	600	41	1,800	124	9.00

### Compressed Air TPU Layflat Assemblies

Part Number	Size x Length	Description	Assembly Pressure		Part Image
			PSI	BAR	
T-TPUAIR2X25GJ	2" x 25'	2" Red TPU Air x 25ft with Crimped Ground Joints	600	41	
T-TPUAIR2X50GJ	2" x 50'	2" Red TPU Air x 50ft with Crimped Ground Joints	600	41	

**T- part numbers denote being pressure tested, recorded in our vault, and marked with a serial number**

Crimped Ground Joints



## Yellow Wire Braid Air

### Applications & Features

- For air-operated construction equipment
- Can handle oil mist from compressors
- The standard for heavy duty rock drilling

### Specs

**Tube** Nitrile/SBR blend

**Cover** Neoprene/SBR blend

**Reinforcement** High tensile steel wire braids



**Safety Factor** 3:1

**Temp Range** -40° F to +212° F



Part Number	ID	OD	Max WP		Suction	Bend Radius	Weight	Length
	inch	inch	PSI	BAR	inch/HG	inch	lbs/ft	feet
YWAIR-100	1	1.55	800	55	25	8	0.80	100
YWAIR-125	1-1/4	1.80	600	41	15	10	1.02	100
YWAIR-150	1-1/2	2.21	600	41	15	12	1.43	100
YWAIR-200	2	2.66	600	41	15	14	1.93	100
YWAIR-250	2-1/2	3.16	600	41	10	30	3.28	100
YWAIR-300	3	3.72	600	41	10	36	4.10	100
YWAIR-400	4	5.00	500	34	10	48	5.32	100

### Yellow Wire Braid Air Assemblies

Part Number	Size x Length	Description	Assembly Pressure		Part Image
			PSI	BAR	
P-YWAIR2X50MP	2" x 50'	2" Yellow Wire Air x 50ft with Crimped Male NPT	600	41	
P-YWAIR2X25GJ	2" x 25'	2" Yellow Wire Air x 25ft with Ground Joints and Interlocking Clamps	600	41	
P-YWAIR2X50GJ	2" x 50'	2" Yellow Wire Air x 50ft with Ground Joints and Interlocking Clamps	600	41	
P-YWAIR3X25GJ	3" x 25'	3" Yellow Wire Air x 25ft with Ground Joints and Interlocking Clamps	600	41	
P-YWAIR3X50GJ	3" x 50'	3" Yellow Wire Air x 50ft with Ground Joints and Interlocking Clamps	600	41	

**P- part numbers denote being premade and readily available**

Crimped Male NPT

Ground Joints & Interlocking Clamps

## Red Multipurpose Air

### Applications & Features

- For oil mists used to lubricate pneumatic tools
- Good for air and oil
- Suitable for light agricultural spraying such as diluted solutions of herbicides
- Not for fuels



### Specs

**Tube** EPDM RMA Class C  
**Cover** EPDM  
**Reinforcement** Braided polyester  
**Safety Factor** 3:1  
**Temp Range** -40° F to +200° F



Part Number	ID	OD	Max WP		Bend Radius	Weight	Length
	inch	inch	PSI	BAR	inch	lbs/ft	feet
MPAIR-04	1/4	0.62	300	20	1.50	0.15	500
MPAIR-06	3/8	0.71	300	20	2.25	0.18	500
MPAIR-08	1/2	0.84	300	20	3.00	0.25	500
MPAIR-10	5/8	1.00	300	20	3.75	0.30	400
MPAIR-12	3/4	1.15	300	20	4.50	0.37	400
MPAIR-16	1	1.43	300	20	7.00	0.50	300
MPAIR-20	1-1/4	1.75	200	13	8.75	0.81	200
MPAIR-24	1-1/2	2.00	200	13	10.50	0.94	200
MPAIR-32	2	2.55	200	13	14.00	1.12	200

### Red Multipurpose Air Assemblies

Part Number	Size x Length	Description	Assembly Pressure		Part Image
			PSI	BAR	
P-MPAIR06-04M04M50	3/8" x 50'	3/8" Red Multipurpose Air x 50ft with Crimped 1/4" Brass Male NPT	300	20	
P-MPAIR06-04M04M100	3/8" x 100'	3/8" Red Multipurpose Air x 100ft with Crimped 1/4" Brass Male NPT	300	20	
P-MPAIR-12U50	3/4" x 50'	3/4" Red Multipurpose Air x 50ft with Crimped Crowsfeet (Chicago fittings)	300	20	
P-MPAIR-12U100	3/4" x 100'	3/4" Red Multipurpose Air x 100ft with Crimped Crowsfeet (Chicago fittings)	300	20	
P-MPAIR-16U50	1" x 50'	1" Red Multipurpose Air x 50ft with Crimped Crowsfeet (Chicago fittings)	300	20	
P-MPAIR-16U100	1" x 100'	1" Red Multipurpose Air x 100ft with Crimped Crowsfeet (Chicago fittings)	300	20	

Crimped Brass Male NPT

Crimped Crowsfeet

**P- part numbers denote being premade and readily available**

## Ground Joint Spuds & Interlocking Clamps

### Spud Applications & Features

- For air, water, fluid petroleum chemicals and liquid petroleum gas
- All purpose hose couplings
- Can be applied to many types of rubber, synthetic, plastic, metallic or semi-metallic hose
- Can handle steam up to 450° F



Ground Joint Male Spud



Ground Joint Female Spud



Ground Joint Double Spud



Interlocking Clamp  
4 Bolt, 2 Finger



Interlocking Clamp  
4 Bolt, 4 Finger

# COUPLERS & ADAPTERS

## Camlock Couplers & Adapters

**Material types available:** aluminum, brass, stainless steel, ductile iron & polypropylene

 <p><b>A Adapter</b> Adapter x FP Sizes: 1/2" to 10"</p>	 <p><b>B Coupler</b> Coupler x MP Sizes: 1/2" to 10"</p>	 <p><b>C Coupler</b> Coupler x Hose Shank Sizes: 1/2" to 10"</p>	 <p><b>D Coupler</b> Coupler x FP Sizes: 1/2" to 10"</p>
 <p><b>E Adapter</b> Adapter x Hose Shank Sizes: 1/2" to 10"</p>	 <p><b>F Adapter</b> Adapter x MP Sizes: 1/2" to 10"</p>	 <p><b>DC Coupler</b> Dust Cap Sizes: 1/2" to 10"</p>	 <p><b>DP Coupler</b> Dust Plug Sizes: 1/2" to 10"</p>
 <p><b>CA Coupler &amp; Adapter</b> Coupler x Adapter Sizes: 1/2" to 10"</p>	 <p><b>CC Coupler</b> Coupler x Coupler Sizes: 1-1/2" to 4"</p>	 <p><b>AA Adapter</b> Adapter x Adapter Sizes: 1" to 6"</p>	 <p><b>SA Spool Adapter</b> Adapter x Adapter Sizes: 1/2" x 1/2" to 12"</p>
 <p><b>45° Coupler &amp; Adapter</b> Coupler x Adapter Sizes: 2" to 6"</p>	 <p><b>90° Coupler &amp; Adapter</b> Coupler x Adapter Sizes: 2" to 6"</p>	 <p><b>Flange Adapter</b> Adapter x 150# Flange Sizes: 1" to 8"</p>	 <p><b>Two Arm Flange Coupler</b> Coupler x 150# Flange Sizes: 1" to 8"</p>
 <p><b>Four Arm Flange Coupler</b> Coupler x 150# Flange Sizes: 1" to 8"</p>			



# STEEL ADAPTERS

## JIC Adapters

 <p><b>JIC Short Nut</b> 0302</p>	 <p><b>JIC Standard Nut</b> 0304</p>	 <p><b>JIC Cap Nut</b> 0304-C</p>	 <p><b>JIC Bulkhead Lock Nut</b> 0306</p>
 <p><b>JIC Tube Nut</b> 0318</p>	 <p><b>JIC Tube Sleeve</b> 0319</p>	 <p><b>Bore x MJ</b> 0403</p>	 <p><b>Bore x MJ Bulkhead</b> 0406</p>
 <p><b>Bore x Male JIC 90°</b> 0500</p>	 <p><b>Bore x Bore x Male JIC Tee Branch</b> 0600</p>	 <p><b>Bore x Male JIC x Male JIC Tee Branch</b> 0702</p>	 <p><b>Bore x Female JIC Swivel</b> 0900</p>
 <p><b>Male JIC x Male JIC</b> 2403</p>	 <p><b>Male JIC x Male Pipe Straight</b> 2404</p>	 <p><b>Male JIC x Male Pipe Straight Long</b> 2404-L</p>	 <p><b>Male JIC x Male Pipe Straight Extra Long</b> 2404-LL</p>
 <p><b>Male JIC x Female Pipe Straight</b> 2405</p>	 <p><b>Female JIC x Male JIC Straight Reducer</b> 2406</p>	 <p><b>Male JIC Plug</b> 2408</p>	 <p><b>Male JIC x Male JIC 90°</b> 2500</p>



# STEEL ADAPTERS

## JIC Adapters

 <p><b>Male JIC x Male Pipe 90°</b> 2501</p>	 <p><b>Male JIC x Male Pipe 90° Long</b> 2501-L</p>	 <p><b>Male JIC x Male Pipe 90° Extra Long</b> 2501-LL</p>	 <p><b>Male JIC x Male Pipe 90° Extra Extra Long</b> 2501-LLL</p>
 <p><b>Male JIC x Female Pipe 90°</b> 2502</p>	 <p><b>Male JIC x Male Pipe 45°</b> 2503</p>	 <p><b>Male JIC x Male JIC</b> 2504</p>	 <p><b>Male JIC x Female Pipe 45°</b> 2505</p>
 <p><b>Male JIC x Male JIC x Male Pipe Branch Tee</b> 2601</p>	 <p><b>Male JIC x Male JIC x Female Pipe Branch Tee</b> 2602</p>	 <p><b>Male JIC Union Tee</b> 2603</p>	 <p><b>Male JIC x Male Pipe x Male JIC Run Tee</b> 2605</p>
 <p><b>Male JIC x Female Pipe x Male JIC Run Tee</b> 2606</p>	 <p><b>Male JIC x Male Pipe x Female Pipe Tee</b> 2611</p>	 <p><b>Male JIC Cross</b> 2650</p>	 <p><b>Male JIC x Male JIC Bulkhead</b> 2700</p>
 <p><b>Male JIC x Male JIC Bulkhead 90°</b> 2701</p>	 <p><b>Male JIC x Male JIC Bulkhead 45°</b> 2702</p>	 <p><b>Male JIC x Bulkhead Branch Tee</b> 2703</p>	 <p><b>Male JIC x Bulkhead Run Tee</b> 2704</p>

# STEEL ADAPTERS

## JIC Adapters

 <p><b>Female Pipe x Male JIC Bulkhead</b> 2705</p>	 <p><b>Male Pipe x Male JIC Bulkhead</b> 2706</p>	 <p><b>Male JIC x Male Boss O-Ring</b> 6400-0</p>	 <p><b>Male JIC x Male Boss O-Ring Long</b> 6400-L-0</p>
 <p><b>Male Boss O-Ring x Female JIC Swivel Straight</b> 6402-0</p>	 <p><b>Male JIC x Female JIC Swivel 90°</b> 6500</p>	 <p><b>Male JIC x Female JIC Swivel 90° Long</b> 6500-L</p>	 <p><b>Male Pipe x Female JIC Swivel 90°</b> 6501</p>
 <p><b>Male JIC x Female JIC Swivel 45°</b> 6502</p>	 <p><b>Female Pipe x Female JIC Swivel 90°</b> 6503</p>	 <p><b>Male JIC x Female JIC Swivel</b> 6504</p>	 <p><b>Male Pipe x Female JIC Swivel</b> 6505</p>
 <p><b>Female Pipe x Female JIC Swivel</b> 6506</p>	 <p><b>Female Pipe x Female JIC Swivel 45°</b> 1504</p>	 <p><b>Female JIC Swivel x Female JIC Swivel</b> 6565</p>	 <p><b>Male JIC x Male JIC x Female JIC Swivel Branch Tee</b> 6600</p>
 <p><b>Male JIC x Female JIC Swivel x Male JIC Run Tee</b> 6602</p>	 <p><b>Female JIC Swivel x Female JIC Swivel x Male JIC Branch Tee</b> 6603</p>	 <p><b>Female JIC Swivel Union Tee</b> 6606</p>	 <p><b>Male JIC x Female JIC Swivel Bent Tube 90°</b> 6701</p>



# STEEL ADAPTERS

## JIC Adapters

 <p>1 2</p> <p><b>Male JIC x Female JIC Swivel Bent Tube 90° Long</b> 6701-L</p>	 <p>1 2</p> <p><b>Male JIC x Male Boss O-Ring 90°</b> 6801-NW0</p>	 <p>1 2</p> <p><b>Male JIC x Male Boss O-Ring 90° Long</b> 6801-L-NW0</p>	 <p>1 2</p> <p><b>Male JIC x Male Boss O-Ring 90° Extra Long</b> 6801-LL-NW0</p>
 <p>1 2</p> <p><b>Male JIC x Male Boss O-Ring 90° Extra Extra Long</b> 6801-LLL-NW0</p>	 <p>1 2</p> <p><b>Male JIC x Male Boss O-Ring 45°</b> 6802-NW0</p>	 <p>1 2 3</p> <p><b>Male JIC x Male JIC x Male Boss O-Ring Branch Tee</b> 6803-NW0</p>	 <p>1 2 3</p> <p><b>Male JIC x Male Boss O-Ring x Male JIC Run Tee</b> 6804-NW0</p>
 <p>1 2</p> <p><b>Male Boss O-Ring x Female JIC Swivel 90°</b> 6809-NW0</p>	 <p>1 2</p> <p><b>Male Boss O-Ring x Female JIC Swivel 45°</b> 6810-NW0</p>		

# PIPE FITTINGS

## Grooved Pipe Adapters

				
<b>Reducing Adapter</b> GRVRA	<b>Cap</b> GRVCAP	<b>Tapped Cap</b> GRVTCA	<b>Cross</b> GRVCRO	<b>Elbow 45</b> GRVE45
				
<b>Elbow 90</b> GRVE90	<b>Flange Adapter</b> GRVFA	<b>Split Flange</b> GRVSF	<b>Tee</b> GRVTEE	<b>Reducing Tee</b> GRVRTE
				
<b>Standard Coupling</b> GRVRCP	<b>Flexible Coupling</b> GRVFCP	<b>Quick Release</b> GRVQRC	<b>Standard Reducing</b> GRVSRC	<b>HD Reducing</b> GRVHRC
				
<b>High Pressure</b> GRVHPC	<b>Gasket</b> GRVGSK			

# PIPE FITTINGS











## Malleable Iron Threaded Fittings - Class 150

				
<b>Nipple</b> S40BNIP	<b>Hex Bushing</b> S40HBU	<b>Cap</b> S40BCAP	<b>Coupling</b> S40BCP	<b>Bell Reducer</b> S40BRCP
				
<b>Cross</b> S40BCRO	<b>Elbow 45</b> S40BE45	<b>Elbow 90</b> S40BE90	<b>Reducing Elbow</b> S40BR90	<b>Street Elbow 45</b> S40BS45
				
<b>Street Elbow 90</b> S40BS90	<b>Side Outlet Elbow</b> S40BSOE	<b>Extension</b> S40BEXT	<b>Floor Flange</b> S40BFFH	<b>Lock Nut</b> S40BLOC
				
<b>Square Head Plug</b> S40BSHP	<b>Square Socket Plug</b> S40BSSP	<b>Tee</b> S40BTEE	<b>Side Outlet Tee</b> S40BSOT	<b>Street Tee</b> S40BSTE
				
<b>Bull Head Tee</b> S40BBHT	<b>Reducing Tee</b> S40BRTE	<b>Union</b> S40BUNI		



# VALVES

## Ball Valves


				
<b>2 Piece Full Port Brass 600 WOG</b> VBA2FB600	<b>2 Piece Full Port Carbon 2,000 PSI</b> VBA2FC2K	<b>2 Piece Reduced Port Carbon 2,000 PSI</b> VBA2RC2K	<b>2 Piece Full Port Carbon 3,000 PSI</b> VBA2FC3K	<b>2 Piece Full Port Carbon 6,000 PSI</b> VBA2FC6K
				
<b>2 Piece Reduced Port 316SS 1,000 PSI</b> VBA2RB61K	<b>2 Piece Full Port 316SS 2,000 PSI</b> VBA2F62K	<b>2 Piece Full Port 316SS 3,000 PSI</b> VBA2F63K	<b>2 Piece Full Port 316SS 6,000 PSI</b> VBA2F66K	<b>2 Piece Reduced Port Ductile Iron</b> VBA2RD
				
<b>2 Piece Reduced Port Ductile Iron 750 PSI</b> VBA2RD750	<b>Grooved Ball Valve Ductile Iron 1,000 PSI</b> VBAG1FD1K			

## Ball Valve Nomenclature

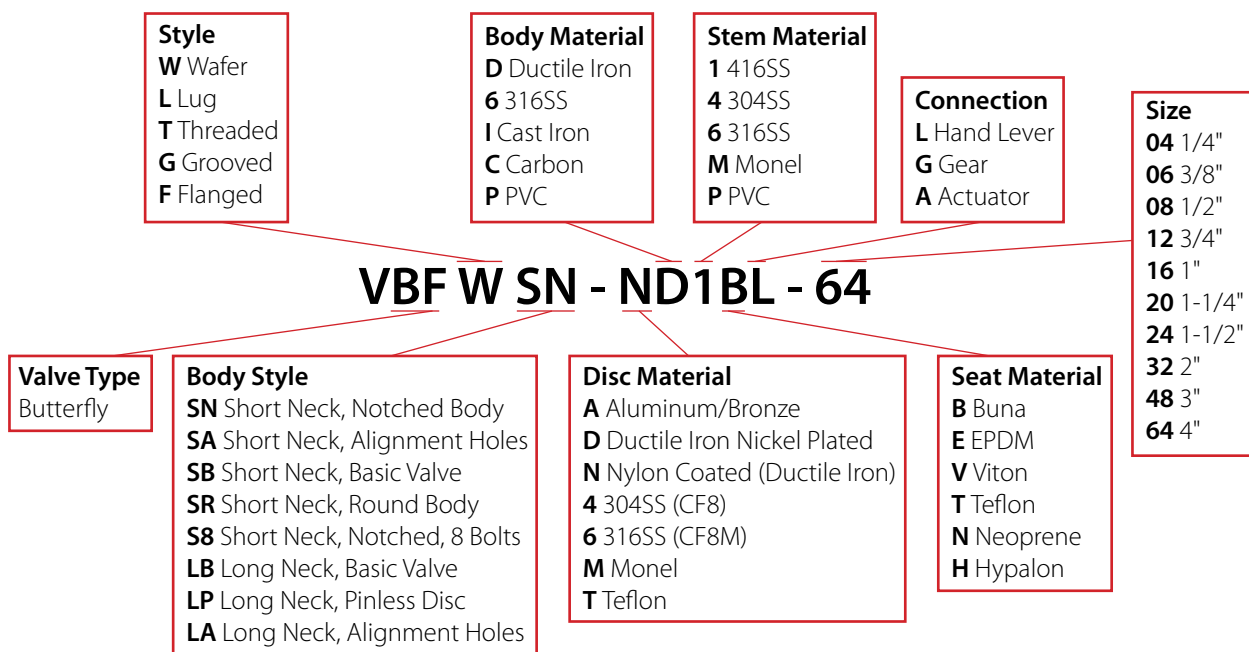
### VBA 2F B 600 -16

Valve Type	Style	Body Material	PSI	Size
Ball	<b>1F</b> 1 Piece Full Port <b>1R</b> 1 Piece Reduced Port <b>2F</b> 2 Piece Full Port <b>2R</b> 2 Piece Reduced Port <b>4F</b> 4 Bolt Full Port <b>4R</b> 4 Bolt Reduced Port <b>6F</b> 6 Bolt Full Port <b>6R</b> 6 Bolt Reduced Port <b>SR</b> Spring Return <b>MI</b> Mini <b>DY</b> Dual Y <b>DV</b> Dual Y Vented <b>3D</b> 3 Way Diverting <b>3L</b> 3 Way L Pattern <b>ST</b> Steam <b>HB</b> Hex Bar Body	<b>B</b> Brass <b>N</b> Nickel Plated Ductile Iron <b>Z</b> Bronze <b>4</b> 304SS <b>C</b> Carbon <b>6</b> 316SS <b>P</b> PVC <b>M</b> Monel <b>H</b> Hastaloy <b>D</b> Ductile Iron	125 150 200 300 600 750 1K 15C 2K 3K 5K 6K 10K	<b>04</b> 1/4" <b>06</b> 3/8" <b>08</b> 1/2" <b>12</b> 3/4" <b>16</b> 1" <b>20</b> 1-1/4" <b>24</b> 1-1/2" <b>32</b> 2" <b>48</b> 3" <b>64</b> 4"

## Butterfly Valves



## Butterfly Valve Nomenclature



**Our products are great for manifolds, ancillary items, and gas trains**

## Whip Check

Part Number	Hose ID	Cable	Length	Max WP	
	inch			PSI	BAR
WB1	1/2" - 1-1/4"	1/8"	20-1/4"	200	13
WB3	1/2" - 2"	3/16"	28"	200	13
WA2	1-1/2" - 3"	1/4"	38"	200	13
WA4	4"	3/8"	44"	200	13



## Cable Hose Choker

Part Number	Description
	inch
CC1/2X4-1K	1/2" X 4" Tagged Hose Choker 1,200 PSI
CC1/2X6-1K	1/2" X 6" Tagged Hose Choker 1,200 PSI



## Nylon Hose Restraint

Part Number	Length	Recommended Use on the Following Pipe & Hose Inside Diameters							
		1/4"	1/2"	3/4"	1"	2"	3"	4"	6"
		Hose Maximum Internal Pressure (PSI) at Above Hose I.D.							
HH130	30"	26,000	6,500	2,900	1,650	400	-	-	-
HH140	40"	-	-	-	1,650	400	175	100	-
HH230	30"	52,000	13,000	5,800	3,300	750	-	-	-
HH244	44"	-	-	-	3,300	750	350	200	-
HH264	64"	-	-	-	-	750	350	200	90
HH330	30"	-	29,000	13,000	7,300	1,800	-	-	-
HH344	44"	-	-	-	7,300	1,800	820	460	-
HH364	64"	-	-	-	-	1,800	820	460	200
HH430	30"	-	37,000	16,000	9,400	2,300	-	-	-
HH444	44"	-	-	-	9,400	2,300	1,040	580	-
HH464	64"	-	-	-	-	2,300	1,040	580	260



HH130



HH430

## Whip Sock

Part Number	Description
	inch
WHIPSOCK-200	2" Whip Sock 1,300 PSI
WHIPSOCK-300	3" Whip Sock 750 PSI
WHIPSOCK-400	4" Whip Sock 550 PSI
WHIPSOCK-600	6" Whip Sock 250 PSI





## The Most Comprehensive Product Line For A Hose Manufacturer & Distributor



### API Certified

Our Grade D and Grade E Rotary Hose and Cement Hose are built, tested, and certified to meet the demanding requirements of the latest API 7K specifications. Our BOP hoses are built and tested to meet the requirements of API 16D specifications.



### Rotary Hose

Armor BOP Hose  
Cement Hose  
Choke & Kill Hose  
Grade D & E Rotary Hose  
Red BOP Hose  
Slim Hole Rotary Hose



### Specialty Hose

A/C and Heat Ducting  
Dehumidification  
Layflat & Layflat Diffuser  
Polyethylene Tubing  
PVC Braided (FDA) Hose  
PVC Polywire Hose  
Silicone Heater Hose  
T7  
Twin Line Welding Assemblies



### Flowex Hydraulic Hose

F1SC/TC  
F2SC/ST  
F2SC/TC  
F3K/TC  
F4K/TC  
F4SH/TC  
F5K/TC  
F6K/TC  
FHO  
FJACK/TC  
FR4  
FR5  
FR5HT  
FR7  
FR7NC  
FR7NCT  
FR7T  
FR8  
FR8NC  
FR8T



### Hydraulic Hose

Hot Oiler Hose  
Jack Hose  
MWH1SN One-Wire Braid  
MWH2SN Two-Wire Braid  
MWH2SNAT High Temp Two-Wire Braid  
MWH4SH Four-Wire Spiral  
MWHR12 Four-Wire Spiral  
MWHR14 Teflon  
MWHR16 Half Bend Radius  
MWHR4 Return  
MWHR5/R5AT One-Wire Braid  
MWHR7 Thermoplastic



### Petroleum Hose

Farm Tank Fuel Hose 50 PSI  
Frac Discharge Hose  
Fuel Delivery Hose 250 PSI  
Lightweight Gas Drop Hose  
Liquid Mud Hose 500 PSI  
LNG Composite Hose  
Oilfield Vacuum Hose 150 PSI  
OS&D Hose 250 PSI  
Petroleum Composite Hose  
Push-On Hose 300 PSI  
Tank Truck Hose 150 PSI  
Tank Truck Hose 300 PSI  
Vapor Recovery Composite Hose



### Water Hose

2 Ply & 4 Ply Water Discharge Hose  
Black Rubber Suction Hose 150 PSI  
Clear/Green PVC Suction Hose  
Contractor Water Hose  
EPDM Suction Hose  
HP Water Jetting Hose  
Multipurpose Composite Hose  
Orange & Clear Helix Water Suction  
Potable Water (FDA) Hose 150 PSI  
Pressure Washer Hose  
PVC Layflat Discharge Hose (Blue, Red, Grey)  
SJ & DJ Mill Water Discharge Hose  
TPU Large Diameter Layflat Hose  
UL Fire Hose Assemblies  
Warflex Through the Weave Layflat Hose  
Waterblast Hose



### Air Hose

Air Brake Hose/Tubing  
Compressed Air TPU Layflat  
Hot Air Blower Hose  
Jackhammer Air Hose  
Multipurpose Air Hose  
PVC Air Hose  
Yellow Multipurpose Air Hose  
Yellow Wire Braid Air Hose



### Material Handling Hose

Concrete Pumping Hose  
Dry Material Discharge Hose  
Multipurpose Suction Hose  
Reverse Circulation Hose  
Sandblast Hose  
Thermoplastic Urethane Ducting



### Chemical Hose

Aggressive Chemical Composite Hose  
Corrugated UHMW Chemical Hose 250 PSI  
Stainless Steel Fabricated Metal Hose  
Standard Chemical Composite Hose  
UHMW Chemical Hose 250 PSI



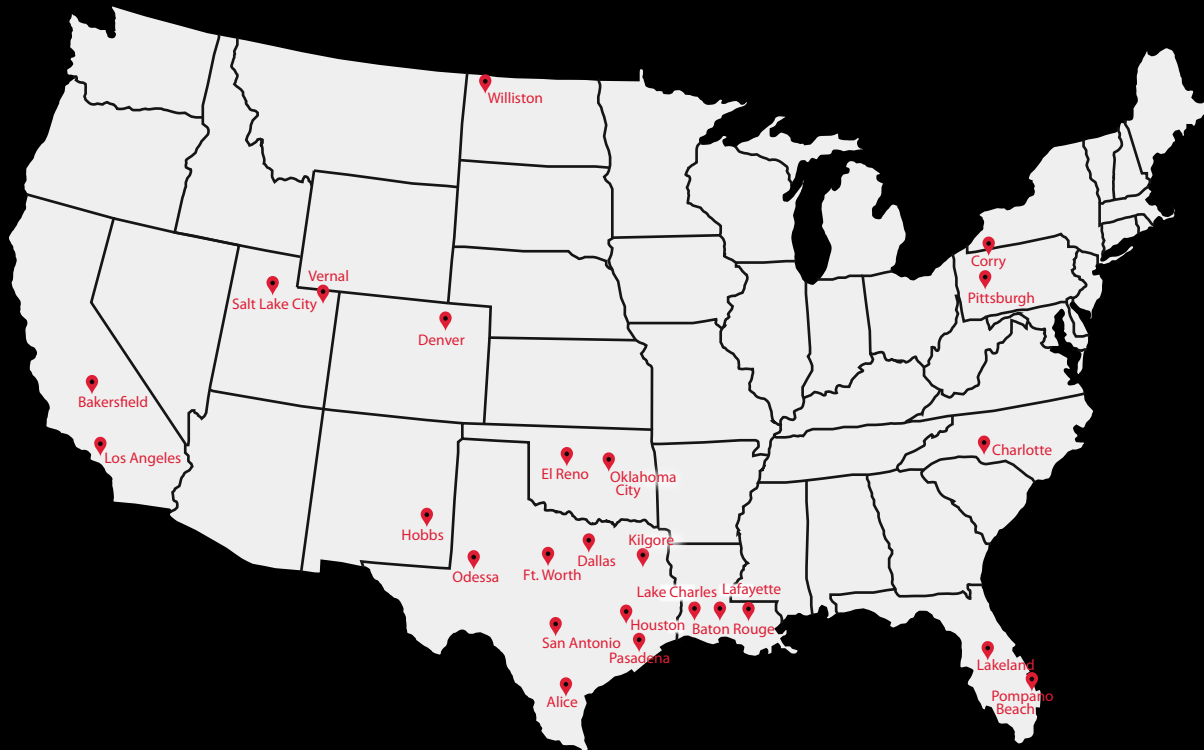
### Couplings & Accessories

Bauer Fittings, Type A & Type B  
Belts  
Bushings  
Camlock Couplers & Adapters  
Clamps  
Gaskets  
Gauges  
Grooved Fittings  
Ground Joints  
Hammer Unions  
Hydraulic Adapters  
Instrumentation Fittings  
NPT Fittings  
Pipe Fittings  
Quick Disconnects  
Safety Items  
Sheaves  
Valves  
Weld Fittings



# MIDWEST HOSE

KEEPING THE INDUSTRY CONNECTED™



## Locations Across the Country Providing Solutions

### Manufacturing Facility

**HQ** Oklahoma City, OK (405) 670-6718

Corry, PA (800) 375-2358

Istanbul, Turkey (800) 375-2358

### West

Bakersfield, CA (661) 392-0491

Los Angeles, CA (562) 250-5662

Denver, CO (720) 826-9099

Hobbs, NM (575) 397-0031

Salt Lake City, UT (385) 231-1345

Vernal, UT (435) 781-4760

### Southwest

El Reno, OK (405) 262-2499

Alice, TX (361) 661-1815

Dallas, TX (214) 638-3210

Fort Worth, TX (817) 870-9130

Houston, TX (713) 983-9092

Kilgore, TX (903) 238-9616

Odessa, TX (432) 333-2488

Pasadena, TX (713) 472-2900

San Antonio, TX (210) 932-9304

### Midwest

Williston, ND (701) 774-5330

### Northeast

Pittsburgh, PA (412) 221-4075

### Southeast

Lakeland, FL (863) 777-4360

Pompano Beach, FL (954) 317-5889

Baton Rouge, LA (225) 317-7773

Lafayette, LA (337) 330-4035

Lake Charles, LA (337) 240-9457

Charlotte, NC (980) 890-9003



midwesthose.com



mobile.midwesthose.com



layflat.midwesthose.com

Toll Free: 1-800-375-2358  
sales@midwesthose.com  
Keeping the Industry Connected™

