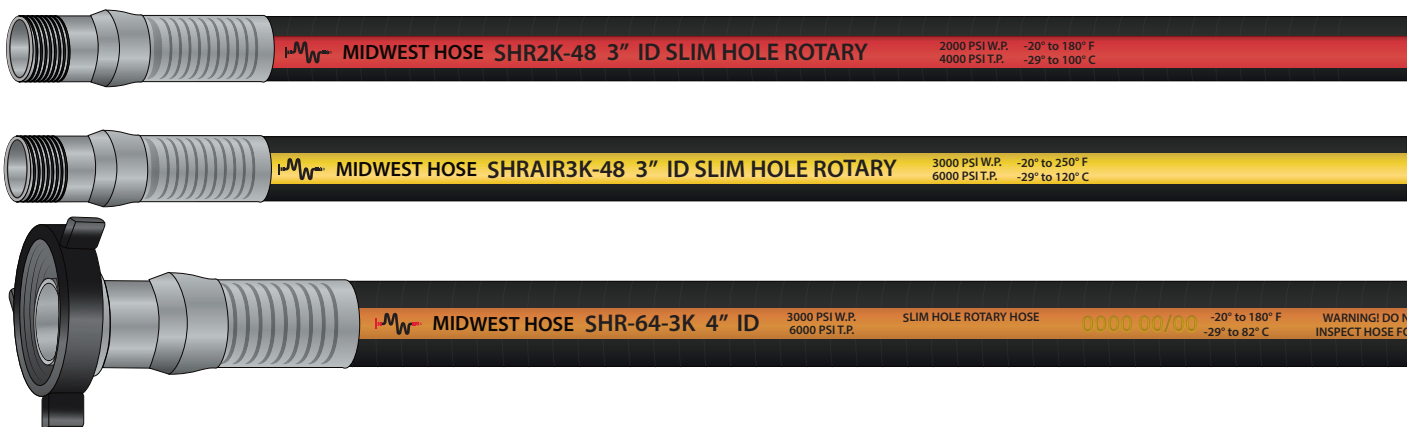




Slim Hole Rotary Hoses











Specification Sheet



Tube Nitrile

Reinforcement high tensile wires

Cover Neoprene impregnated with PVC

| Slim Hole | |  |  |  |  |  |  |  |  | |
|---|--------------|---|---|---|---|--|---|---|---|----------|
| | | ID | OD | Max WP | Min BP | Bend Radius at WP | Bend Radius in Storage | Reinforcement | Weight | |
| | | inch | inch | psi | psi | inch | inch | | lbs./ft. | coupling |
| Designed to operate between 2,000 and 3,000 psi for water well, core drill, blast, or shot hole operations on portable drilling rigs, work-over rigs, slim hole and seismograph rigs. | SHR-40-2K | 2-1/2 | 3.40 | 2,000 | 4,000 | 30.0 | 23 | 6 plies, braided | 3.4 | 11.2 |
| | SHR-48-2K | 3 | 3.90 | | | 43.5 | 30 | | 4.5 | 17.8 |
| | SHRAIR-48-3K | 3 | 3.80 | 3,000 | 6,000 | 43.5 | 30 | 4 plies, spiral | 4.6 | 17.8 |
| | SHR-64-3K | 4 | 5.65 | | | 48.0 | 38 | | 14.9 | 50 |
| Max Length 150 feet Inspected Proof tested to 1.5 x WP | |  | | | | -20° F to 180° F | | | | |
| | | | | | | TEST DOCUMENTATION  | | | | |

Slim Hole

- ☐ 2-1/2"
- ☐ 3"
- ☐ 4"

APPROVAL PROCESS

JOB: _____ DATE: ____/____/____

MEETS DIMENSIONAL SPECIFICATIONS: ☐ YES ☐ NO

MEETS MATERIAL SPECIFICATIONS: ☐ YES ☐ NO

MEETS PRESSURE / TEMPERATURE SPECIFICATIONS: ☐ YES ☐ NO

NOTES: _____

ENGINEER NAME: _____

ENGINEER SIGNATURE: _____



**Midwest Hose
& Specialty, Inc.**



Find nearest location

Print setting must be on
best quality for scanning

Corporate Headquarters
3312 S. I-35 Service Road
Oklahoma City, OK 73129
405 - 670 - 6718

www.midwesthose.com